

2023-2024

Admission

Online Application Form Manual



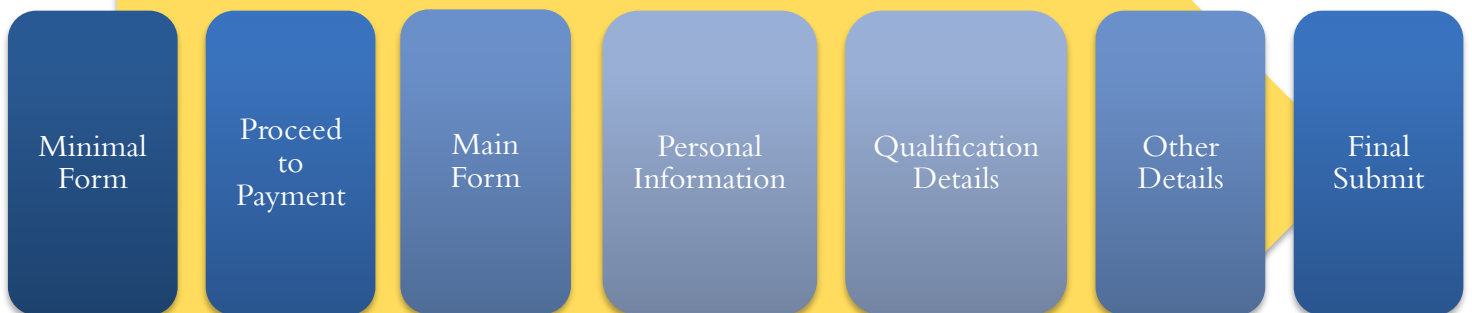
GURU NANAK COLLEGE (AUTONOMOUS)

Affiliated to University of Madras,
Accredited at 'A++' Grade by NAAC
An ISO 9001: 2015 Certified Institution
Guru Nanak Salai, Velachery, Chennai 600 042



Important Instruction

- Read the instructions for registration process before filling in the online application form
- Read the Prospectus or visit our college website for **admission procedure and eligibility criteria**
- Kindly **fill the Main form (Step 2)**, once your plus two results are published.
- Before you submit your main form, check the print preview form for any correction.
- Once you submit your main form, you will not be allowed to edit.
- The **Application Reference Number** should be noted down for future reference
- All **documents uploaded** should be **correct and readable**
- All communication will be sent to the mobile number and email id given at the time of registration



Step 1 - For New Registration

- Click on Admission (2023-24) on the main page our college website <https://www.gurunanakcollege.edu.in/> to [Apply online](#)
- Once you click on Apply online - Terms and Conditions pages appears. **Read the terms and conditions** and click on the checkbox to proceed further
- Once you accept the terms and conditions. Minimal registration form appears as given below

GURU NANAK COLLEGE (AUTONOMOUS) Application Form - 2023 * Marked fields are mandatory.

Applicant Name *
வண்ணப்பதாரர் பெயர் :
[Note: Enter Name as per +2 Mark Sheet Name followed by Initials. Eg. RAM S]

[+2 மதிப்பெண் சான்றிதழில் உள்ளபடி பெயர்வாங்கியது செய்து பெயருக்குப் பிறகு முதலெழுத்தைக் குறிப்பிடுக.]

Gender*
பாலினம் :

DOB *
பிறந்த தேதி :
(As in +2 Marksheet):
(பிறந்த தேதியை (DD-MMM-YYYY) குறிப்பிடுக +2 மதிப்பெண் சான்றிதழில் உள்ளபடி)

Confirm DOB *
மீண்டும் உள்ளிடு செய்யு
பிறந்த தேதியை உறுதிசெய்க :
(As in +2 Marksheet):

Aadhar Number*
ஆதார் எண் :

Confirm Aadhar Number
ஆதார் எண்ணை மறுபதிவு
செய்ய உறுதிப்படுத்துக * :

Student Mobile Number *
மாணவரின் கைப்பேசி எண் :

Confirm Mobile Number
கைப்பேசி எண்ணை மறுபதிவு
செய்ய உறுதிப்படுத்துக * :

Alternate Mobile Number *
மாற்று கைப்பேசி எண் :

Email *
மின்னஞ்சல் :

Confirm Email
மின்னஞ்சலை மறுபதிவு செய்க
உறுதிப்படுத்துக * :

Alternate Email *
மாற்று மின்னஞ்சல் :

Community*
வகுப்பு :
[Note: Community Certificate Not Mandatory For OC, No Community, Sikh.]

[முற்பட்ட வகுப்பினர், சீக்கியர், இட ஒதுக்கீட்டுப் பரிந்துரை சாராதோருக்கு வகுப்பு சாதிச் சான்றிதழ் கட்டாயமில்லை]

Community Certificate*
வகுப்பு சாதிச் சான்றிதழ் :
* Allowed Types - PDF, JPG, JPEG
* Max Size - 3 mb
(கோப்பு 3 மெகாபைட் குறைவாக இருக்க வேண்டும்)

Differently - abled * Yes / ஆம் No / இல்லை
மாற்றுத் திறனாளி :

General / Vocational*
பொது / தொழில்பிரிவு :
[Note: If Vocational Chooosed, Vocational 1 and Vocational 2 are compulsory subjects.]

(குறிப்பு: தொழில்பிரிவைத் தேர்ந்தெடுத்தால் - தொழில்பிரிவு 1 தொழில்பிரிவு 2 கட்டாயப் பாடங்களாகும்.)

SHIFT *
சுழற்சி :

Educational Qualification Last Obtained

Part II	Subject	Any subject

Show Departments

Course Details

Departments



Applicant Name

Enter the name as given in +2 Mark sheet. Name to be followed by initials

DOB

Enter the Date of the Birth (**format: dd-mmm-yyyy**). Re-enter DOB in the Confirm DOB field.

Aadhar Number

Enter the **Aadhar Number (12 Digits)** and re-enter the same in the Confirm Aadhar number field

Student Mobile No

Enter the Mobile Number of the Applicant. Re-enter the same in the Confirm mobile number field.
(**Note: All communication related to admissions will be sent to this mobile number only**)

Alternate Mobile No

Provide alternate mobile number

E-Mail ID

Enter the Email id of the Applicant. Re-enter the mail id in confirm email id field. (**Note: All communication related to admissions will be sent to this email id only**)

Alternate E-Mail ID

Enter the alternate Email id of the Applicant

Community

Enter Community of the Applicant and upload soft copy of the community certificate. File size should be less than 3 MB. (**Note: Not mandatory for OC / No Community / Sikhs**)

General/ Vocational

Enter the stream of the education either General or Vocational whichever is applicable. (**Note: If Vocational selected – Vocational 1 & Vocational 2 are compulsory**)

Shift

Select Shift – I or Shift – II from the dropdown. (**Note: Read the Prospectus or visit the website to check for the courses offered with eligibility under Shift I & Shift II**)

Educational Qualification

Select the subjects studied in plus two

Departments

The applicant can select more than one course he/she is interested from the list displayed.
(**Note: Apply for Shift I and Shift II separately**)

Save & Proceed to Pay

Click on the Save & Proceed button to save your details. (**Note: No changes can be made, once you click on Save & Proceed**)

SMS & E-Mail

Once you submit the data, you will receive the User name (**Application Reference Number**) and Password (**Date of Birth**) to your registered mobile and email id



Application Fee Payment Online

Online Payment and Payment Gateway

Once you save your details, Online payment screen will appear. Click on the check box provided to accept Terms & Conditions and click on Proceed to Online Application Form and select the payment gateway. (Note: You can also pay through Online Application portal à Application Status (or) you can use the link (<https://gnc-egovernance.com/default/onlineappln/onlineformlogin>) sent to your mail to complete your FeePayment

Transaction message

You will receive a message to your registered e-mail id and mobile number on successful transaction. (Note: Keep the transaction details for future reference. You can check the status of your application through the Application Status tab)

Proceed to Login

The applicant will receive the transaction status and transaction id after the successful payment

Login page (Application Status)

Admissions 2023 - 24 → Application Status (or) use the link given below to login to know the status of your application. <https://gnc-egovernance.com/default/onlineappln/onlineformlogin>

GURU NANAK COLLEGE (AUTONOMOUS)
(Affiliated to University of Madras and Accredited at 'A++' Grade by NAAC)
An ISO 9001:2015 Certified Institution
Guru Nanak Salai, Velachery, Chennai - 600 042.

GURU NANAK COLLEGE (AUTONOMOUS)

Application Reference Number:


Password:

Password DOB - (DD-MM-YYYY)

Enter your User name (Application reference number) and Password (Date of Birth) for already registered applicant. You can check the status of your application in the login page. For new registration, click on New registration




Login page (Application Status)



GURU NANAK COLLEGE (AUTONOMOUS)

(Affiliated to University of Madras and Accredited at 'A++' Grade by NAAC)
An ISO 9001:2015 Certified Institution
Guru Nanak Salai, Velachery, Chennai - 600 042.



Online Application Process

Application Reference No. : 270362
Name : VIJAY A
DOB : 24-12-2003
Application Fee Status : Application Fee Paid

Department	Application Status	College Fees
B.A. SOCIOLOGY	Received Minimal Form	-

[PROCEED TO PAY](#) [APPLICATION FORM](#) [PRINT APPLICATION FORM](#)

Application Form

Once you have paid the **Online Application Processing Fee**. Click on the **APPLICATION FORM** to fill the main form



Step 2 – Main Form

Student Details

Personal Details

Department Details

* Marked fields are mandatory

1) B.A. SOCIOLOGY

Student Details

Name in English* [Note: Enter Name as per +2 Mark Sheet. Name followed by Initials. Eg. RAM S]

வின்னப்பதாரின் பெயர் ஆங்கிலத்தில்: * [+2மதிப்பெண் சான்றிதழில் உள்ளபடி பெயர்வைப்பதில் சேய்க் பெயருக்குப் பிறகு முதலெழுத்தைக் குறிப்பிடுக.]

VIJAY A

Name in Tamil* [Note: Copy and paste tamil name from the below website] [Convert English To Tamil](#)

வின்னப்பதாரின் பெயர் தமிழில்:

விஜய் ஆ

Gender - பாலினம்:

Male

Date of Birth* (As in +2 Mark Sheet)

பிறந்த தேதி: மீண்டும் உள்ளீடு செய்யு பிறந்த தேதியை உறுதிசெய்க (பிறந்த தேதியை (dd-mm-yyyy) குறிப்பிடுக)

24-Dec-2003

Blood Group* - இரத்த பரில்:

O+ ve

Student Mobile Number* - கைப்பேசி எண்:

9566243334

Email address - மின்னஞ்சல்:

as.sharmi1990@gmail.com

Upload Photo* புகைப்படம் பதிவேற்றுக: No file selected.

* Allowed Types - JPG, JPEG, PNG

(அண்மையில் எடுக்கப்பட்ட புகைப்படம் - 3 எம்பி அளவில்)

270362.jpg

Applicant Name, Gender, DOB, Student Mobile Number and Email ID

The data given by the applicant at the time of registration will be reflected (**Note : Not editable**)

Name in Tamil

Convert your name in Tamil by using the link given

Upload Photo

Upload the recent passport size photograph less than 3 MB size (**Note: Mandatory**)



Save Paper, Save Trees, Save the Earth!

Parent / Guardian Details

Parent Details

Parent / Guardian Information - பெற்றோர் / காப்பாளர் விவரங்கள்:

Parent Guardian

Father Name *[Note:Enter father name. Initial to be at the end (eg: SIVA R)] - தந்தையின் பெயர்:

Enter Father Name

Father Qualification * - தந்தையின் கல்வித் தகுதி:

Select Father Qualification

Specify Any Other

Father Occupation* - தந்தையின் பணி:

Enter Father Occupation

Father Mobile Number* - தந்தையின் கைபேசி எண்:

Enter Father Mobile Number

Father Email - தந்தையின் மின்னஞ்சல்:

Enter Father E-Mail ID

Father Annual Income * - தந்தையின் ஆண்டு வருமானம்:

Select Father Annual Income

Mother Name *[Note:Enter mother name. Initial to be at the end (eg: PRIYA S)] - தாயின் பெயர்:

Enter Mother Name

Mother Qualification * - தாயின் கல்வித் தகுதி:

Select Mother Qualification

Specify Any Other

Mother Occupation* - தாயின் பணி:

Enter Mother Occupation

Mother Mobile Number* - தாயின் கைபேசி எண்:

Enter Mother Mobile Number

Mother Email - தாயின் மின்னஞ்சல்:

Enter Mother E-Mail ID

Mother Annual Income * - தாயின் ஆண்டு வருமானம்:

Select Mother Annual Income

Guardian Details

Guardian Name *[Note:Enter guardian name. Initial to be at the end (eg: RAJA D)] - காப்பாளரின் பெயர்:

Enter Guardian Name

Guardian Qualification* - காப்பாளரின் கல்வித் தகுதி:

Select Guardian Qualification

Specify Any Other

Guardian Occupation* - காப்பாளரின் பணி:

Enter Guardian Occupation

Guardian Mobile Number* - காப்பாளரின் கைபேசி எண்:

Enter Guardian Mobile Number

Guardian Email - காப்பாளரின் மின்னஞ்சல்:

Enter Guardian E-Mail ID

Guardian Annual Income* - காப்பாளரின் ஆண்டு வருமானம்:

Select Guardian Annual Income



Select Parent or Guardian (Whichever is applicable). If the **Parent option is selected** - Guardian details will not be displayed

Name of the Father	Enter the Name of the Father with Initial at the end
Name of the Mother	Enter the Name of the Mother with Initial at the end
Father Qualification	Choose the Educational qualification of the father from the dropdown
Mother Qualification	Choose the Educational qualification of the mother from the dropdown
Father Occupation	Enter the Occupation of the father
Mother Occupation	Enter the Occupation of the mother
Father Mobile Number	Enter the Mobile Number of the Father
Mother Mobile Number	Enter the Mobile Number of the Mother
Father E-Mail	Enter the Father Email id (Not Mandatory)
Mother E-Mail	Enter the Mother Email id (Not Mandatory)
Father Annual Income	Choose the annual income of the Father from the dropdown
Mother Annual Income	Choose the annual income of the mother from the dropdown (Not Mandatory)

If Guardian Details are to be given, select Guardian and fill the details as required



Student Contact Details

Enter the correct **Contact Address** in the box provided

Enter the City / Town / Suburb in the box provided

Type the District Name

Choose State, Country from the dropdown given

Enter the Postal / Zip Code

Student Contact Details

Contact Address * - தொடர்பு முகவரி:

Enter Door No./ Plot No., Flat Name, Street No. and Street Name and Area Name only (whichever applicable)

City/Town/Subrub* - பெருநகரம் / நகரம் / புறநகரம்:

Enter City/Town/Subrub

District * மாவட்டம்:

Enter District

State * மாநிலம்:

Select State

Please Specify

Country * - நாடு:

Choose Country

Postal/Zip Code* - அஞ்சல் குறியீட்டு எண்:

Enter Postal/Zip Code



Student Contact Details

Permanent Address

If the Permanent Address is same as the Communication Address given above, click on the check box provided. (**Note:** If you are from other State, you have to submit a Migration Certificate at the time of admission)

If the Permanent Address is different, do not select the checkbox. Type all the fields in the Permanent Address section

Permanent Address

Permanent address same as current address

தொடர்பு முகவரி மற்றும் நிரந்தர முகவரி ஒன்றாக இருக்கும் பட்சத்தில் அதற்குரிய சரிபார்ப்புப் பெட்டியில் குறியிடுக.

Contact Address * - தொடர்பு முகவரி:

Enter Door No./ Plot No., Flat Name, Street No. and Street Name and Area Name only (whichever applicable)

City/Town/Subrub* - பெருநகரம் / நகரம் / புறநகரம்:

Enter City/Town/Subrub

District * - மாவட்டம்:

Enter District

State * - மாநிலம்:

Select State

Please Specify

Country * - நாடு:

Choose Country

Postal/Zip Code* - அஞ்சல் குறியீட்டு எண்:

Enter Postal/Zip Code

Hostel Facility

Select "Yes" if the applicant wishes to avail hostel facility otherwise select "No".

Hostel Facility

Hostel Facility Required - விடுதி வசதி தேவை:

Yes / ஆம் No / இல்லை



Additional Details of the Applicant

Additional Details

Religion * - சமயம்:

Select Student Religion

Please Specify

Community * - வகுப்பு:

SC

Sub Caste * வகுப்பு - உட்பகுதி:

Select Sub Caste

General / Vocational * - வகுப்பு - உட்பகுதி:

GENERAL

Place of Birth * - பிறந்த இடம்:

Select Place of Birth

Nationality * - தேசியம்:

NRI / Foreign

Aadhar Number (for Indian) * - ஆதார் எண்:

987654321009

Mother Tongue * - தாய்மொழி:

Select Mother Tongue

Please Specify

PAN Number - தனித்தனியாக உள்ளது

ENTER PAN NUMBER

Place Of Birth

State * - மாநிலம்:

Select State

District * - மாவட்டம்:

Enter District

Town - நகரம்:

Enter Town

Village - கிராமம்:

Enter Village

NRI / Foreigner

Country * - நாடு:

Select Country

Visa/PCO/OCI No * - Visa/PCO/OCI எண்:

Enter Visa/PCO/OCI No

Passport No * - கடவுச்சீட்டு எண்:

Enter Passport No

Passport Validity * - காலாவதித் தேதி:

Enter Passport Validity

Save and Continue

Next >>



Religion

Select the Religion from the dropdown menu.

(Note: If any other religion, choose any other from the dropdown and type the religion)

Community

Community will be reflected from the registration details as entered by the applicant

(Note: This field cannot be edited)

Sub Caste

Select the Sub Caste from the dropdown

General/ Vocational

Stream will be reflected from the registration form as selected by the applicant

(Note: This field cannot be edited)

Place of Birth

Select the Place of Birth from the dropdown

Nationality

Select the Nationality from the dropdown menu

Aadhar Number

Aadhar number reflected from the registration form details. (Note: This field cannot be edited)

Mother Tongue

Select the Mother Tongue from the dropdown menu.

(Note: you can choose any other and type your mother tongue, if appropriate
Mother tongue is not found in the dropdown)

PAN Number

Enter the PAN Number of the Applicant (if Available)

Place of Birth

Select the State from the dropdown menu and enter the name of the District.

Enter Town and Village (if Available)

Note: NRI / Foreign Students should enter the details of Country, Visa / PCO / OCI Number, Passport Number and Passport Validity.



Details of Qualifying Examinations

Qualifying Examination Details

Details of Qualifying Examination

* Marked fields are mandatory

Qualifying Exam* தகுதிபெறு தேர்வின் பெயர்

Choose Qualifying Exam v

10th Percentage - பத்தாம் வகுப்பு சதவீதம்:

Enter 10th Percentage

Exam Registration Number (12th)* - தேர்வுப் புதிவேண்

Enter Reg.No

T.C. No மாற்றுச் சான்றிதழ் எண்:

Enter T.C. No.

Name of School Last studied (12th)* பள்ளியின் பெயர்:

EMIS No*

Enter EMIS No.

District of School Last studied (12th)* மாவட்டம்:

Enter District

Month of Passing* தேர்ச்சி பெற்ற மாதம்:

Enter Month of Passing v

Board* கல்வி வாரியம்:

Choose Board v

Year of Passing* தேர்ச்சி பெற்ற ஆண்டு:

Enter Year of Passing v

Please Specify

+2 Total Marks* பன்னிரண்டாம் வகுப்பு மதிப்பெண்: 600 1200



Qualifying Exam	Choose Qualifying Exam from the dropdown menu
Exam Registration No.	Enter the Register number of the qualifying exam
Name of the School	Enter the Name of the School last studied
District	Enter the district of the school last studied
Board	Choose the State Board / CBSE / ICSE from the dropdown menu
10th Percentage	Enter the Percentage obtained in SSLC Examination
T.C No.	Enter Transfer Certificate Number of the applicant. (Note: If TC not issued, the field can be left blank)
EMIS No.	Enter EMIS Number of the applicant. (Note: If TC not issued, the field can be left blank)
Month of Passing	Choose the month of passing +2 from the dropdown menu
Year of Passing	Choose the Year of passing +2 from the dropdown menu.
+2 Total Marks	Choose the +2 total Marks from the options (600 or 1200 Marks for State Board students). For CBSE students, +2 marks will show up automatically



Mark Details of the Applicant

Languages

Language		Max Mark	Marks Obtained 11th	No of Attempts 11th	Marks Obtained 12th	No of Attempts 12th
Part I*	Choose Part I ▼	100	Enter Marks Obtained	Enter I	Enter Marks Obtained	Enter I
Part II*	Choose Part II ▼	100	Enter Marks Obtained	Enter I	Enter Marks Obtained	Enter I

Educational Qualification Last Obtained

Add subject

Remove subject

(* Add & Remove subject provision only for CBSE and other board students.)

Part III	Subject	Any Subject	Max Marks	Marks Obtained 11th	No of Attempts 11th	Marks Obtained 12th	No of Attempts 12th
Subject 1	Accountancy		100		1		1
Subject 2	Business Maths		100		1		1
Subject 3	Commerce / Business Studies		100		1		1
Subject 4	Economics		100		1		1

Total Marks

%

Part I & II

Choose the Part I & II Subject and enter Maximum Marks, Marks in 11th Standard, Marks in 12th Standard and Number of attempts (Note: 11th marks mandatory for State board students who passed after 2019)

Part III

Select Subject 1 – 4: Choose the Subjects studied and enter Maximum Marks, Marks in 11th Standard, Marks in 12th Standard and Number of attempts.

(Note: 11th marks mandatory for State board students who passed after 2019)



Details of School Studied (6th to 10th)

*Schools Studied from 6th to 12th (For Government Purpose)

NOTE : Scroll to the end

Class	Same as Above	Name of the School	Address	Locality	State	Any Other	Nature	Any Other	Board
6th*	<input type="checkbox"/>	<input type="text"/>	<input type="text"/>	Select v	Select v	<input type="text"/>	Select v	<input type="text"/>	Sel
7th*	<input type="checkbox"/>	<input type="text"/>	<input type="text"/>	Select v	Select v	<input type="text"/>	Select v	<input type="text"/>	Sel
8th*	<input type="checkbox"/>	<input type="text"/>	<input type="text"/>	Select v	Select v	<input type="text"/>	Select v	<input type="text"/>	Sel
9th*	<input type="checkbox"/>	<input type="text"/>	<input type="text"/>	Select v	Select v	<input type="text"/>	Select v	<input type="text"/>	Sel
10th*	<input type="checkbox"/>	<input type="text"/>	<input type="text"/>	Select v	Select v	<input type="text"/>	Select v	<input type="text"/>	Sel
11th*	<input type="checkbox"/>	<input type="text"/>	<input type="text"/>	Select v	Select v	<input type="text"/>	Select v	<input type="text"/>	Sel
12th*	<input type="checkbox"/>	<input type="text"/>	<input type="text"/>	Select v	Select v	<input type="text"/>	Select v	<input type="text"/>	Sel

<< Previous Save and Continue Next >>

Name of the School

Enter the Name of the School studied from 6th to 10th

Address

Enter the address of the school studied from 6th to 10th

Locality (Urban / Rural)

Choose the area of school from the dropdown

State

Enter the state where the applicant studied from 6th to 10th

Nature of the School

Select the Nature of the School studied from the dropdown menu.

Board

Choose the State Board / CBSE / ICSE from the dropdown menu

Medium of Instruction

Choose the medium of instruction from the dropdown.

Language Studied

Enter the language studied by the applicant in 10th standard

Note

- If the applicant is from other medium not mentioned in the dropdown, he/she can select any other from the dropdown and type the medium
- If the school details is same as the prior class given above, click on the check box provided



Other Details of the Applicant

Other Details

* Marked fields are mandatory

Other Details

First generation graduate in your family? * முதுகுல் தலைமுறை பட்டதாரி:

Yes / ஆம் No / இல்லை

Differently - abled * மாற்றுத் திறனாளி :

Yes / ஆம் No / இல்லை

Percentage of disability * இயலாமை சதவீதம்:

Enter Disability Percentage

UDID No * மாற்றுத்திறனாளிகளுக்கான தேசிய அடையாள அட்டை எண்:

Enter UDID No

Type of disability * இயலாமை வகை:

Enter Disability Type

Dyslexia * கற்றல் குறைபாடு உடையவர்:

Yes / ஆம் No / இல்லை

Child of Defence Personnel * பாதுகாப்புத் தலைவர்:

Yes / ஆம் No / இல்லை

Defence Type * பாதுகாப்பு பீர்ப்பு:

Select Defence Type

Defence Person Id No * பாதுகாப்பு அதிகாரி அடையாள எண்:

Enter Defence Person No

Seeking admission under Sports quota * - விளையாட்டு ஒதுக்கீடு

Yes / ஆம் No / இல்லை

Sports Name - விளையாட்டு வகை:

Select Sports Name

Please Specify

Level - நிலை:

Select Sports Level

Tamil origin from Andaman & Nicobar * - அந்தமான் நிக்கோபார் வடிக் தாய்:

Yes / ஆம் No / இல்லை

SriLankan Repatriate * - இலங்கைவாழ் தாய்:

Yes / ஆம் No / இல்லை

<< Previous

Save

Preview

Final Submit



First Generation Graduate

Choose 'Yes' if the applicant is a first-generation learner

Differently Abled

Choose Yes / No (whichever is applicable).

If 'Yes', provide the required details

Dyslexia

Choose Yes / No (whichever is applicable)

Child of Defence Personnel

Choose Yes / No (whichever is applicable).

If 'Yes', provide the required details

Sports Quota

Choose Yes / No (whichever is applicable).

If 'Yes', provide the required details

Tamil Origin from Andaman & Nicobar

Choose Yes / No (whichever is applicable)

Srilankan Repatriate

Choose Yes / No (whichever is applicable)

Save

Click on Save to save the application


(Note: You can edit the application any number of times until you save and submit)

Preview


Choose Preview to view the application before the Final Submission

Final Submit

Choose Final Submit to successfully submit the application



GURU NANAK COLLEGE (AUTONOMOUS)
(Affiliated to University of Madras and Accredited at 'A++' Grade by NAAC)
An ISO 9001:2015 Certified Institution
Guru Nanak Salai, Velachery, Chennai - 600 042.



Online Application Process [Logout](#)

Application Reference No. : 243106
Name : GANAPATHY BALA SUBRAMANIAN S
DOB : 23-01-2003
Application Fee Status : Application Fee Paid




Department	Application Status	College Fees
B.Com., GENERAL	Received Main Form	-

PROCEED TO PAY APPLICATION FORM PRINT APPLICATION FORM

You can take a print of the application form after submitting (or) use the login page – Click on **PRINTAPPLICATION FORM**



Specimen Copy of the Application

 GURU NANAK COLLEGE (AUTONOMOUS) (Affiliated to University of Madras and Accredited at 'A++' Grade by NAAC) An ISO 9001:2015 Certified Institution Guru Nanak Salai, Velachery, Chennai - 600 042. 													
ONLINE APPLICATION FORM (2023 - 2024) - SHIFT II - PREVIEW FORM													
Personal Details	Course Applied For			Application Number			Sub Date :						
	B.A. POLITICAL SCIENCE AND ADMINISTRATION			231050001			Reg Date : 31-Mar-2023						
	Name of the Applicant			SANTHOSH A									
	Language Studied in 10th			Tamil			Language Studied in 12th				Tamil		
	Date of Birth			04-Jun-2005		Gender		Male	Blood Group		A+ ve		
	Mobile Number			9566226139			E-mail ID				shansosano@gmail.com		
	Community (As in T.C)			SC			Caste		Adi Dravidar		Religion	Hindu	
	Nationality			Indian			Aadhaar No		382721122662		Mother Tongue	Tamil	
	(A) Indian			State		District		Town			Village		
				Tamil Nadu		Chennai		Velachery			Velachery		
	(B) NRI / Foreigner			Country		Visa/PC/OCI No.		Passport No		Passport Validity			
	Parent / Guardian Details			Father			Mother			Guardian			
	Name			ANBU A			SHANTHI						
	Educational Qualification			Upto 8 th			Not Applicable						
	Occupation			Office Assistant			House Wife						
Annual Income			Upto 1,00,000 p.a.			Not Applicable							
Mobile Number			9840858266			9840858266							
Email ID													
Qualifying Examination Details	Qualifying Examination			Higher Secondary (+2)			Board		STATE BOARD	Stream	General		
	Name of the School last studied			Government Modal School									
	Location			Tamil Nadu			T.C. No		857946				
	Medium of Instruction in +2			Tamil		Month & Year of Passing		March 2020	Registration Number	132456			
	Marks	PART - I		PART - II		PART - III			Overall Total		Cut-off		
		Tamil		English		Commerce / Business Studies	Business Maths	Economics	Political science	Marks Obtained	%	Marks Obtained	%
		(+2)		90	70	92	95	93	99	539/600	89.83	379/400	94.75
	(+1)		85	75	85	90	89	90	514/600	85.67	354/400	88.50	
	Contact and Other Details	Permanent Address					Address for Communication						
		No 11/20 Murphoydoss Street, Dr Seethapathy Nagar,, Velachery, Chennai, Tamil Nadu, 600042					No 11/20 Murphoydoss Street, Dr Seethapathy Nagar,, Velachery, Chennai, Tamil Nadu, 600042						
First generation graduate in your family?		Yes	Differently - abled		No		Dyslexia		No				
Child of Defence Personnel		No		Defence Person Details		-							
Seeking admission under Sports quota		No		Sports Name		-		Level		-			
Hostel facility required		No											
DECLARATION													
I, SANTHOSH A, declare that all the particulars furnished above are true and correct. I submit that I will abide by the rules and regulations of the college. In case of any change I will notify to the College.													
Place :													
Date :			Signature of the Applicant										
UNDERTAKING GIVEN BY PARENT OR GUARDIAN													
I, _____ promise to pay my ward's fee to the College and I take responsibility for his / her discipline, progress in studies and regular attendance if my ward is admitted. I assure that I will attend the parent teachers meeting regularly.													
Place :													
Date :			Signature of the Parent / Guardian										
FOR OFFICE USE ONLY													
HOD			OFFICE			CeG			PRINCIPAL				

Certificate Verification for the Shortlisted Candidates

- Once your **Application is Shortlisted**, you will receive a message to your registered mail id and mobile number for **Certificate Verification process**.
- The applicant can also check the login for the application status
- After verification of the certificate, you will receive the payment link to your registered mail id and mobile number. **(Note: For Payment , use your Application Number printed in the application form**





ADMISSION HELPDESK



enquiry2023@gurunanakcollege.edu.in



<https://gurunanakcollege.edu.in/admission-2023-24>



8925503610, 8925503611, 8925503612