



GURU NANAK COLLEGE (AUTONOMOUS)

A Sikh Minority Institution | Unit of Guru Nanak Educational Society (Regd.)

Affiliated to University of Madras | Approved by AICTE | Accredited at 'A++' Grade by NAAC (CGPA 3.68)

Guru Nanak Salai, Velachery, Chennai – 600 042



Online Application

Manual 2026-27



ADMISSIONS 2026-27



www.gurunanakcollege.edu.in



enquiry2026@gurunanakcollege.edu.in



Important Instructions

1. Read the instructions for registration process before filling in the online application form
2. Read the Prospectus or visit our college website for **admission procedure and eligibility criteria**
3. Before you submit your main form, check the print preview form for any correction
4. Once you submit your main form, you will not be allowed to edit
5. The **Application Reference Number** should be noted down for future reference
6. All **documents uploaded** should be **correct and readable**
7. All communication will be sent to the mobile number and email id given at the time of Registration



STEPS TO FILL THE FORM



Step 1 – For New Registration Filling of Minimal Form

- To Apply online → Click on **Admissions 2026-27** → on the main page our college website <https://www.gurunanakcollege.edu.in/>
- **Read all the instructions and guidelines carefully before filling out the online application form**, and then click the checkbox to proceed.



GURU NANAK COLLEGE (AUTONOMOUS)

A Sikh Minority Institution | Unit of Guru Nanak Educational Society (Regd.)
Affiliated to University of Madras | Approved by AICTE | Accredited at "A++" Grade by NAAC
Guru Nanak Salai, Velachery, Chennai – 600 042.



GURU NANAK COLLEGE (AUTONOMOUS)

Instructions to the Applicants

Dear Applicant,

Welcome to Guru Nanak College (Autonomous), Online Application Portal for the Academic Year 2026 - 27

- Read the Prospectus and Eligibility Criteria for admission carefully before filling up the application form.
- Go through the Application Manual on our College website for the guidelines to fill up details in the online application form.
- Candidates who have passed their Qualifying Examination in first attempt will be given preference.
- Email ID and Mobile Number are mandatory for online registration. All communications regarding admission will be sent to the same.
- You can pay the Online Application Processing fee through Credit Card / Debit Card / Net Banking / UPI transactions through this portal.
- Candidates have to fill their main form only after the publication of +2 results.
- **Pathway to fill main form:** College Website: <https://www.gurunanakcollege.edu.in>
Admission → Application Status → Application form (Use your credentials to login to the portal)
(or) Click on the link sent to your registered mail id.
- Candidates have to verify the details in the preview form before final submission of the application form. Preview form will not be considered for the admission process.
- Incorrect or incomplete Application form is subject to rejection.
- No Online Application Processing fee for SC / SCA / ST / PWD / Transgender / Female applicants for their First Application. (Note: If the documents (Community Certificate) uploaded are found to be incorrect / not readable, the application will be rejected).
- **GURU NANAK COLLEGE DOES NOT ACCEPT ANY DONATIONS / CAPITATION FEES**

I have read all instructions and guidelines to fill up the online application form. I understand that I shall be responsible in case the form is found incorrect or incomplete.

[Proceed to Online Application Form](#)

Applicant Name *
 விண்ணப்பதாரர் பெயர் :
 [Note: Enter Name as per +2 Mark Sheet. Name followed by Initials. Eg. RAM S]

[+2 மதிப்பெண் சான்றிதழில் உள்ளபடி பெயரினைப்பதிவு செய்க பெயருக்குப் பிறகு முதலெழுத்தைக் குறிப்பிடுக.]

Gender*
 பாலினம் :

DOB *
 பிறந்த தேதி :
 (As in +2 Marksheet):
 (பிறந்த தேதியை (DD-MMM-YYYY) குறிப்பிடுக +2 மதிப்பெண் சான்றிதழில் உள்ளபடி)

Confirm DOB *
 மீண்டும் உள்ளீடு செய்து
 பிறந்த தேதியை உறுதிசெய்க :
 (As in +2 Marksheet):

Aadhar Number*
 ஆதர் எண் :

Confirm Aadhar Number
 ஆதர் எண்ணை மறுபதிவு
 செய்து உறுதிப்படுத்துக * :

Student Mobile Number *
 மாணவரின் கைப்பேசி எண் :

Confirm Mobile Number
 கைப்பேசி எண்ணை மறுபதிவு
 செய்து உறுதிப்படுத்துக * :

Alternate Mobile Number *
 மாற்று கைப்பேசி எண் :

Confirm Mobile Number
 கைப்பேசி எண்ணை மறுபதிவு
 செய்து உறுதிப்படுத்துக * :

Email *
 மின்னஞ்சல் :

Confirm Email
 மின்னஞ்சலை மறுபதிவு செய்து
 உறுதிப்படுத்துக * :

Alternate Email *
 மாற்று மின்னஞ்சல் :

Community*
 வகுப்பு :
 [Note: Community Certificate Not Mandatory For OC, No Community, Sikh.]

[முற்பட்ட வகுப்பினர், சீக்கியர், இட ஒதுக்கீட்டுப் பிரிவு சாராதோருக்கு வகுப்பு சாதிச் சான்றிதழ் கட்டாயமில்லை]

Community Certificate* No file chosen
 வகுப்பு சாதிச் சான்றிதழ் :
 * Allowed Types - PDF, JPG, JPEG
 * Max Size - 3 Mb
 (கோப்பு 600 கேபிக்கு குறைவாக இருக்க வேண்டும்)

Differently - abled * Yes / ஆம் No / இல்லை
 மாற்றுத் திறனாளி :

General / Vocational*
 பொது / தொழில்பிரிவு :
 [Note: If Vocational Chooosed, Vocational 1 and Vocational 2 are compulsory subjects.]

(குறிப்பு: தொழில்பிரிவைத் தேர்ந்தெடுத்தால் - தொழில்பிரிவு 1 தொழில்பிரிவு 2 கட்டாயப் பாடங்களாகும்.)

SHIFT *
 சுழற்சி :

| Educational Qualification Last Obtained | | | |
|---|---------|-------------|--|
| Part III | Subject | Any subject | |
| | | | |

[Show Departments](#)

Course Details

Departments

[Save & Proceed to Pay](#)

[Reset](#)

Step 1 – For New Registration

Minimal / Registration Form

Once you accept the terms and conditions, registration form appears

Step 1 – For New Registration

Registration Form Details

Applicant Name: Enter the name as given in +2 Mark sheet. Name to be followed by initials.

DOB: Enter the Date of the Birth (format: DD-MM-YYYY). Re-enter DOB in the Confirm DOB field.

Gender : Choose the Gender Male/ Female / Transgender.

Aadhaar Number: Enter the Aadhaar Number (12 Digits) and re-enter the same in the Confirm Aadhar number field.

Student Mobile No: Enter the Mobile Number of the Applicant. Re-enter the same in the Confirm mobile number field.

(Note: All communication related to admissions will be sent to this mobile number only)

Alternate Mobile No: Provide alternate mobile number *(Provide parent mobile number)*

E-Mail ID: Enter the Email id of the Applicant. Re-enter the same mail id in the Confirm email field.

(Note: All communication related to admissions will be sent to this email id only)

Alternate E-Mail ID: Enter the alternate Email id of the Applicant.

Community: Enter Community of the Applicant and upload soft copy of the community certificate. File size should be 3 MB.

(Note: Not mandatory for OC / No Community / Sikhs)

Note: Applicant belonging to BC community other than Tamilnadu to select **OBC (other than Tamil Nadu)** option from the dropdown



Step 1 – For New Registration

Registration Form Details

Differently – abled: Enter Yes/No

General/ Vocational: Enter the stream of the education either General or Vocational whichever is applicable.

(Note: If Vocational selected – Vocational 1 & Vocational 2 are compulsory)

Shift: Select Shift – I or Shift – II from the dropdown.

Select Shift I for Govt. Aided courses

Select Shift II for Self – Financing courses

(Note: Read the Prospectus or visit the website to check for the courses offered with eligibility under Shift I & Shift II)

Educational Qualification: Select the subjects studied in plus two

Departments: The applicant can select more than one course he/she is interested from the list displayed.

(Note: Apply for Shift I and Shift II separately)

Save & Proceed to Pay: Click on the Save & Proceed button to save your details.

(Note: No changes can be made, once you click on Save & Proceed)

SMS & E-Mail: Once you submit the data, you will receive the User name (Application Reference Number) and Password (Date of Birth) to your registered mobile no. and email id.



Proceed to Payment (Online Application Fee Payment)

Online Payment and Payment Gateway

Once you save your details, Online payment screen will appear. Click on the check box provided to accept Terms & Conditions and click on Proceed to Online Application Form and select the payment gateway.

Note:

You can pay by visiting our college website (www.gurunanakcollege.edu.in) → Admissions 2026-27 → Application Status → Proceed to Pay

(or)

you can use the link sent to your registered e-mail id: <https://gnc-egovernance.com/default/onlineappln/onlineapplicationhome>

Transaction message: You will receive a message to your registered e-mail id and mobile number on successful transaction.

(Note: Keep the transaction details for future reference. You can check the status of your application through the Application Status tab)

Proceed to Login

The applicant will receive the transaction status and transaction id after the successful payment.



Login page (Application Status)



GURU NANAK COLLEGE (AUTONOMOUS)

A Sikh Minority Institution | Unit of Guru Nanak Educational Society (Regd.)
Affiliated to University of Madras | Approved by AICTE | Accredited at "A++" Grade by NAAC
Guru Nanak Salai, Velachery, Chennai – 600 042.



GURU NANAK COLLEGE (AUTONOMOUS)

Application Reference Number:
Password:
Password DOB - (DD-MM-YYYY)

Login

New Registration

To know the status of your applications, you can visit the college website (www.gurunanakcollege.edu.in) → Admissions 2026-27 → Application Status

Or

You can use the link sent to your registered E-mail id
<https://gnc-egovernance.com/default/onlineappln/onlineformlogin>

- Enter your User name (**Application reference number**) and Password DOB (**DD-MM-YYYY**)
- For **already registered applicant**, You can check the status of your application in the login page.
- For **new registration**, click on new registration



Login page (Application Status)



GURU NANAK COLLEGE (AUTONOMOUS)

A Sikh Minority Institution | Unit of Guru Nanak Educational Society (Regd.)
Affiliated to University of Madras | Approved by AICTE | Accredited at "A++" Grade by NAAC
Guru Nanak Salai, Velachery, Chennai – 600 042.



Online Application Process

[Logout](#)

Application Reference No. : 327288
Name : K TESTING
DOB : 29-12-2008
Application Fee Status : Application Fee Paid

| Department | Application Status | College Fees |
|---------------------|-----------------------|--------------|
| B.Sc. BIOTECHNOLOGY | Received Minimal Form | - |

[PROCEED TO PAY](#) [APPLICATION FORM](#) [PRINT APPLICATION FORM](#)

Note: Fill the main form only after the publication of 12th results

Application Form : Once you have paid the **Online Application Processing Fee**. Click on **the APPLICATION FORM** to fill the main form.



Step 3 – Main Form

Personal Details

Student Details

Applicant Name, Gender, DOB, Student Mobile Number, Email ID and Community: The data given by the applicant at the time of registration will be reflected
(Note: Not Editable)

Name in Tamil: Convert your name in Tamil by using the link given in the application form

Blood Group: Add blood group from the dropdown given.

Upload photo: Upload the **recent passport size photograph** less than 3MB size (Note: Mandatory)

Personal Details

Department Details

* Marked fields are mandatory

1) B.Sc. COMPUTER SCIENCE

Student Details

Name in English*[Note:Enter Name as per +2 Mark Sheet.Name followed by Initials. Eg. RAM S]

விண்ணப்பதாரரின் பெயர் ஆங்கிலத்தில்:* [+2மதிப்பெண் சான்றிதழில் உள்ளபடி பெயரினைப்பதிவு செய்க பெயருக்குப் பிறகு முதலெழுத்தைக் குறிப்பிடுக.]

JOHN TESTING

Name in Tamil*[Note:Copy and paste tamil name from the below website] [Convert English To Tamil](#)

விண்ணப்பதாரரின் பெயர் தமிழில்:

ஜான் டெஸ்டிங்

Gender - பாலினம்:

Male

Date of Birth* (As in +2 Mark Sheet)

பிறந்த தேதி:மீண்டும் உள்ளீடு செய்து பிறந்த தேதியை உறுதிசெய்க.(பிறந்த தேதியை(dd-mm-yyyy)குறிப்பிடுக

25-Mar-2008

Blood Group* - இரத்த பிரிவு:

O+ ve

Student Mobile Number* - கைப்பேசி எண்:

9176:

Email address - மின்னஞ்சல்:

729@gmail.com

Upload Recent Photo* புகைப்படம் பதிவேற்றுக்க: No file chosen

* Allowed Types - JPG, JPEG, PNG Max Size - 3 Mb

(அண்மையில் எடுக்கப்பட்ட புகைப்படம் - 3 எம்.பி அளவில்)

Parent / Guardian Details

Parent Details

Parent / Guardian Information - பெற்றோர் / காப்பாளர் விவரங்கள்:

Parent Guardian

Father Name *[Note:Enter father name. Initial to be at the end (eg: SIVA R)] - தந்தையின் பெயர்:

Enter Father Name

Father Qualification * - தந்தையின் கல்வித் தகுதி:

Under Graduate

Specify Any Other

Father Occupation* - தந்தையின் பணி:

Enter Father Occupation

Father Mobile Number* - தந்தையின் கைப்பேசி எண்:

Enter Father Mobile Number

Father Email - தந்தையின் மின்னஞ்சல்:

Enter Father E-Mail ID

Father Annual Income * - தந்தையின் ஆண்டு வருமானம்:

Select Father Annual Income

Mother Name *[Note:Enter mother name. Initial to be at the end (eg: PRIYA S)] - தாயின் பெயர்:

Enter Mother Name

Mother Qualification * - தாயின் கல்வித் தகுதி:

Select Mother Qualification

Specify Any Other

Mother Occupation* - தாயின் பணி:

Enter Mother Occupation

Mother Mobile Number* - தாயின் கைப்பேசி எண்:

Enter Mother Mobile Number

Mother Email - தாயின் மின்னஞ்சல்:

Enter Mother E-Mail ID

Mother Annual Income * - தாயின் ஆண்டு வருமானம்:

Select Mother Annual Income

Guardian Details

Guardian Details

Guardian Name *[Note:Enter guardian name. Initial to be at the end (eg: RAJA D)] - காப்பாளரின் பெயர்:

Enter Guardian Name

Guardian Qualification* - காப்பாளரின் கல்வித் தகுதி:

Select Guardian Qualification

Specify Any Other

Guardian Occupation* - காப்பாளரின் பணி:

Enter Guardian Occupation

Guardian Mobile Number* - காப்பாளரின் கைப்பேசி எண்:

Enter Guardian Mobile Number

Guardian Email - காப்பாளரின் மின்னஞ்சல்:

Enter Guardian E-Mail ID

Guardian Annual Income* - காப்பாளரின் ஆண்டு வருமானம்:

Select Guardian Annual Income

Select Parent or Guardian (Whichever is applicable). If the **Parent option is selected** – Guardian details will not be editable

- Name of the Father** Enter the Name of the Father with Initial at the end
- Father Qualification** Choose the Educational qualification of the father from the dropdown
- Father Occupation** Enter the Occupation of the father
- Name of the Mother** Enter the Name of the Mother with Initial at the end
- Mother Qualification** Choose the Educational qualification of the mother from the dropdown
- Mother Occupation** Enter the Occupation of the mother
- Father Mobile Number** Enter the Mobile Number of the Father (Family Status)
- Mother Mobile Number** Enter the Mobile Number of the Mother
- Father E-Mail** Enter the Father Email id (**Not Mandatory**)
- Mother E-Mail** Enter the Mother Email id (**Not Mandatory**)
- Father Annual Income** Choose the annual income of the Father from the dropdown
- Mother Annual Income** Choose the annual income of the mother from the dropdown

**** Note:** Provide the correct annual income slab from the dropdown, this data will be used for scholarship purpose
If Guardian Details are to be given, select Guardian and fill the details as required.



Student Contact Details

Contact Address - (Door No & Street Name only) * - தொடர்பு முகவரி: - (கதவு எண் மற்றும் தெருவின் பெயர்)

Enter Door No./ Plot No., Flat Name, Street No. and Street Name and Area Name only (whichever applicable)

City/Town/Subrub* - பெருநகரம் / நகரம் / புறநகரம்:

Enter City/Town/Subrub

District * மாவட்டம்:

Enter District

Taluk - தாலுகா:

Enter Taluk

Ward - வார்டு:

Enter Ward

Village - கிராமம்:

Enter Village

Village Panchayat - கிராம பஞ்சாயத்து:

Enter Village Panchayat

State * மாநிலம்:

Select State

Please Specify

Country * - நாடு:

Choose Country

Postal/Zip Code* - அஞ்சல் குறியீட்டு எண்:

Enter Postal/Zip Code

Student Contact Details

- Enter the correct **Contact Address** in the box provided
- Enter the City / Town / Suburb in the box provided
- Type the District Name, Taluk, Ward, Village, Village Panchayat
- Choose State, Country from the dropdown given
- Enter the Postal / Zip Code



Student Contact Details

Permanent Address

- If the Permanent Address is same as the Communication Address given above, click on the check box provided.

(Note: If you are from other State, you have to submit a Migration Certificate at the time of admission)

- If the Permanent Address is different, do not select the checkbox. Type all the fields in the Permanent Address section

Admissions (2025-26) | GNC_ Online Application Form Manual



Save Paper, Save Trees, Save the Earth!

Admissions (2026-27) | GNC_ Online Application Form Manual

Permanent Address

Permanent address same as current address

தொடர்பு முகவரி மற்றும் நிரந்தர முகவரி ஒன்றாக இருக்கும் பட்சத்தில் அதற்குரிய சரிபார்ப்புப் பெட்டியில் குறியிடுக.

Contact Address - (Door No & Street Name only) * - தொடர்பு முகவரி: - (கதவு எண் மற்றும் தெருவின் பெயர்)

No 10/33 Bharathi Dassan Street, Gandhi Nagar, Oragadam

City/Town/Subrub* - பெருநகரம் / நகரம் / புறநகரம்:

Ambattur

District * - மாவட்டம்:

Thirvallur

Taluk - தாலுகா:

Enter Taluk

Ward - வார்டு:

Enter Ward

Village - கிராமம்:

Enter Village

Village Panchayat - கிராம பஞ்சாயத்து:

Enter Village Panchayat

State * - மாநிலம்:

Tamil Nadu

Please Specify

Country * - நாடு:

India

Postal/Zip Code* - அஞ்சல் குறியீட்டு எண்:

600053

Hostel Facility

Hostel Facility

Hostel Facility Required - விடுதி வசதி தேவை:

Yes / ஆம் No / இல்லை

Select “Yes” if the applicant wishes to avail hostel facility otherwise select “No”.



- Religion** Select the Religion from the dropdown menu.
(Note: If any other religion, choose any other from the dropdown and type the religion)
- Community** Community will be reflected from the registration details as entered by the applicant
(Note: This field cannot be edited)
- Sub Caste** Select the Sub Caste from the dropdown (Note: If any sub caste not listed in the dropdown menu, you can select any other and type / Refer Community Certificate can be selected)
- General/ Vocational** Stream will be reflected from the registration form as selected by the applicant
(Note: This field cannot be edited)
- Place of Birth** Select the Place of Birth from the dropdown
- Nationality** Select the Nationality from the dropdown menu
- Aadhar Number** Aadhar number will be reflected from the registration form details.
(Note: This field cannot be edited)
- Mother Tongue** Select the Mother Tongue from the dropdown menu.
(Note: if appropriate Mother tongue is not found in the dropdown, you can choose any other and type your mother tongue)
- PAN Number** Enter the PAN Number of the Applicant (if Available)

Additional Details

Additional Details of the Applicant

Religion * - சமயம்:

Select Student Religion

Please Specify

Community * - வகுப்பு:

BC

Sub Caste* வகுப்பு - உட்பிரிவு:

Select Sub Caste

Please Specify

Place of Birth* - பிறந்த இடம்:

Select Place of Birth

Nationality* - தேசியம்:

Select Nationality

Aadhar Number (for Indian)* - ஆதார் எண்:

123456789124

Mother Tongue* - தாய்மொழி:

Select Mother Tongue

Please Specify

PAN Number - நிரந்தர கணக்கு எண்

ENTER PAN NUMBER

Place Of Birth

District * - மாவட்டம்:

Enter District

Town - நகரம்:

Enter Town

Taluk - தாலுகா:

Enter Taluk

Ward - வார்டு:

Enter Ward

Village - கிராமம்:

Enter Village

Village Panchayat - கிராம பஞ்சாயத்து:

Enter Village Panchayat

State * - மாநிலம்:

Select State

Please Specify

NRI / Foreigner

Country * - நாடு:

Select Country

Visa/PCO/OCI No* - Visa/PCO/OCI எண்:

Enter Visa/PCO/OCI No

Passport No* - கடவுச்சீட்டு எண்:

Enter Passport No

Passport Validity* - காலாவதித் தேதி:

Enter Passport Validity

Save and Continue

Next >>

Additional Details of the Applicant

Place of Birth: Select the State from the dropdown menu and enter the name of the District.

Enter Town and Village (if Available)

Note: NRI / Foreign Students should enter the details of Country, Visa / PCO / OCI Number, Passport Number and Passport Validity

Once you have filled the page, Click on Save and Continue



Qualifying Examination Details

Details of Qualifying Examination

* Marked fields are mandatory

10th Percentage - பத்தாம் வகுப்பு சதவீதம்:

T.C. No (12th) மாற்றுச் சான்றிதழ் எண்:

Qualifying Exam * தகுதிபெறு தேர்வின் பெயர்

APAAR ID

Exam Registration Number (12th)* - தேர்வுப் பதிவேண்

EMIS No (12th)

Name of School Last studied (12th)* பள்ளியின் பெயர்:

Month of Passing (12th)* தேர்ச்சி பெற்ற மாதம்:

District of School Last studied (12th)* மாவட்டம்:

Year of Passing (12th)* தேர்ச்சி பெற்ற ஆண்டு:

Board (12th)* கல்வி வாரியம்:

General / Vocational* - வகுப்பு - உட்பிரிவு:

Please Specify

+2 Total Marks * பன்னிரண்டாம் வகுப்பு மதிப்பெண்: 600 1200

Details of Qualifying Examinations

| | |
|------------------------------|---|
| Qualifying Exam: | Choose Qualifying Exam from the dropdown menu |
| Exam Registration No: | Enter the Register number of the qualifying exam |
| Name of the School: | Enter the Name of the School last studied |
| District: | Enter the district of the school last studied |
| Board: | Choose the State Board / CBSE / ICSE from the dropdown menu |
| 10th Percentage: | Enter the Percentage obtained in SSLC Examination |
| APAAR ID: | Enter the 12 DIGIT APAAR Number (Note: If not registered, the field can be left blank) <small>Login page (Application Status)</small> |
| T.C No: | Enter Transfer Certificate Number of the applicant (Note: If TC not issued, the field can be left blank) |
| EMIS No: | Enter EMIS Number of the applicant (Note: If TC not issued, the field can be left blank) |
| Month of Passing | Choose the month of passing +2 from the dropdown menu |
| Year of Passing | Choose the Year of passing +2 from the dropdown menu |
| +2 Total Marks | Choose the +2 total Marks from the options (600 or 1200 Marks for State Board students). For CBSE students, +2 marks will show up automatically |

Mark Details of the Applicant

Part I & II

Choose the Part I & II Subject and enter Maximum Marks, Marks in 11th Standard, Marks in 12th Standard and Number of attempts.

(Note: 11th marks mandatory for state board students who passed after 2019)

Part III

Select Subject 1- 4: Choose the subjects studied and enter Marks Obtained, Marks in 11th Standard, Marks in 12th Standard and Number of Attempts.

(Note: 11th marks mandatory for state board students who passed after 2019)

| Languages | | | | | | |
|-----------|----------------|----------|----------------------|---------------------|----------------------|---------------------|
| Language | | Max Mark | Marks Obtained 11th | No of Attempts 11th | Marks Obtained 12th | No of Attempts 12th |
| Part I* | Choose Part I | 100 | Enter Marks Obtained | 1 | Enter Marks Obtained | 1 |
| Part II* | Choose Part II | 100 | Enter Marks Obtained | 1 | Enter Marks Obtained | 1 |

| Educational Qualification Last Obtained | | | | | | | |
|---|------------------|---|-----------|---------------------|---------------------|---------------------|---------------------|
| | | (* Add & Remove subject provision only for CBSE and other board students.) | | | | | |
| Part III | Subject | Any Subject | Max Marks | Marks Obtained 11th | No of Attempts 11th | Marks Obtained 12th | No of Attempts 12th |
| Subject 1 | Computer Science | | 100 | | 1 | | 1 |
| Subject 2 | Mathematics | | 100 | | 1 | | 1 |
| Subject 3 | Physics | | 100 | | 1 | | 1 |
| Subject 4 | Chemistry | | 100 | | 1 | | 1 |

| | | | |
|--------------------|------|----------|-----|
| Total Marks | 0.00 | % | NaN |
|--------------------|------|----------|-----|

*Schools Studied from 6th to 12th (For Government Purpose)

NOTE : Scroll to the end

Details of School Studied (6th to 12th)

| Class | Same as Above | Name of the School | Address | Locality | State | Any Other | Nature | Any Other | Board | Any Other | Medium of Instruction | Any Other | Language Studied | Any Other |
|-------|--------------------------|----------------------|----------------------|----------------------|----------------------|----------------------|----------------------|----------------------|----------------------|----------------------|-----------------------|----------------------|----------------------|----------------------|
| 6th* | <input type="checkbox"/> | <input type="text"/> | <input type="text"/> | <input type="text"/> | <input type="text"/> | <input type="text"/> | <input type="text"/> | <input type="text"/> | <input type="text"/> | <input type="text"/> | <input type="text"/> | <input type="text"/> | <input type="text"/> | <input type="text"/> |
| 7th* | <input type="checkbox"/> | <input type="text"/> | <input type="text"/> | <input type="text"/> | <input type="text"/> | <input type="text"/> | <input type="text"/> | <input type="text"/> | <input type="text"/> | <input type="text"/> | <input type="text"/> | <input type="text"/> | <input type="text"/> | <input type="text"/> |
| 8th* | <input type="checkbox"/> | <input type="text"/> | <input type="text"/> | <input type="text"/> | <input type="text"/> | <input type="text"/> | <input type="text"/> | <input type="text"/> | <input type="text"/> | <input type="text"/> | <input type="text"/> | <input type="text"/> | <input type="text"/> | <input type="text"/> |
| 9th* | <input type="checkbox"/> | <input type="text"/> | <input type="text"/> | <input type="text"/> | <input type="text"/> | <input type="text"/> | <input type="text"/> | <input type="text"/> | <input type="text"/> | <input type="text"/> | <input type="text"/> | <input type="text"/> | <input type="text"/> | <input type="text"/> |
| 10th* | <input type="checkbox"/> | <input type="text"/> | <input type="text"/> | <input type="text"/> | <input type="text"/> | <input type="text"/> | <input type="text"/> | <input type="text"/> | <input type="text"/> | <input type="text"/> | <input type="text"/> | <input type="text"/> | <input type="text"/> | <input type="text"/> |
| 11th* | <input type="checkbox"/> | <input type="text"/> | <input type="text"/> | <input type="text"/> | <input type="text"/> | <input type="text"/> | <input type="text"/> | <input type="text"/> | <input type="text"/> | <input type="text"/> | <input type="text"/> | <input type="text"/> | <input type="text"/> | <input type="text"/> |
| 12th* | <input type="checkbox"/> | <input type="text"/> | <input type="text"/> | <input type="text"/> | <input type="text"/> | <input type="text"/> | <input type="text"/> | <input type="text"/> | <input type="text"/> | <input type="text"/> | <input type="text"/> | <input type="text"/> | <input type="text"/> | <input type="text"/> |



[<< Previous](#)
[Save and Continue](#)
[Next >>](#)

Details of School Studied (6th to 12th)

| | |
|----------------------------------|--|
| Name of the School: | Enter the Name of the School studied from 6 th to 12 th |
| Address: | Enter the address of the school studied from 6 th to 12 th |
| Locality (Urban / Rural): | Choose the area of school from the dropdown |
| State: | Enter the state where the applicant studied from 6 th to 12 th |
| Nature of the School: | Select the Nature of the School studied from the dropdown menu |
| Board: | Choose the State Board / CBSE / ICSE from the dropdown menu |
| Medium of Instruction: | Choose the medium of instruction from the dropdown |
| Language Studied: | Enter the language studied by the applicant in 10 th standard |

Note

If the applicant is from other medium not mentioned in the dropdown, he/she can select any other from the dropdown and type the medium
If the school details are same as the prior class given above, click on the check box provided.

Note: Enter the language studied by the applicant from 6th to 12th. If the applicant have not studied Languages (Part II) in 11th and 12th / exempted from language, select not applicable from the dropdown

Other Details

* Marked fields are mandatory

Other Details

First generation graduate in your family? * முதல் தலைமுறை பட்டதாரி:

Yes / ஆம் No / இல்லை

Differently - abled * மாற்றுத் திறனாளி :

Yes / ஆம் No / இல்லை

Percentage of disability * இயலாமை சதவீதம்:

Enter Disability Percentage

UDID No * மாற்றுத்திறனாளிகளுக்கான தேசிய அடையாள அட்டை எண்:

Enter UDID No

Type of disability * இயலாமை வகை:

Enter Disability Type

Dyslexia * கற்றல் குறைபாடு உடையவரா:

Yes / ஆம் No / இல்லை

Child of Defence Personnel * ராணுவத்தினர்:

Yes / ஆம் No / இல்லை

Defence Type * பாதுகாப்பு பிரிவு:

Select Defence Type

Defence Person Id No * பாதுகாப்பு அதிகாரி அடையாள எண்:

Enter Defence Person No

Other Details of the Applicants

First Generation Graduate: Choose 'Yes' if the applicant is a first-generation learner

Differently Abled: Provide the details if you have selected Yes in the minimal form.

UDID No., Percentage of disability and Type of disability to be provided

Dyslexia: Choose Yes / No (whichever is applicable)

Child of Defence Personnel: Choose Yes / No (whichever is applicable). If 'Yes', provide the required details



Save Paper, Save Trees, Save the Earth!

Admissions (2026-27) | GNC_ Online Application Form Manual

Seeking admission under Sports quota * - விளையாட்டு ஒதுக்கீடு

Yes / ஆம் No / இல்லை

Sports Name - விளையாட்டு வகை:

Select Sports Name

Please Specify

Level - நிலை:

Select Sports Level

Tamil origin from Andaman & Nicobar * - அந்தமான் நிக்கோபார் வாழ் தமிழர்:

Yes / ஆம் No / இல்லை

Srilankan Repatriate * - இலங்கைவாழ் தமிழர்-

Yes / ஆம் No / இல்லை

<< Previous

Save

Preview

Final Submit

Other Details of the Applicants

Sports Quota: Choose **Yes / No** (whichever is applicable).

If **'Yes'**, provide the required details

Tamil Origin from Andaman & Nicobar: Choose **Yes / No** (whichever is applicable)

Srilankan Repatriate: Choose **Yes / No** (whichever is applicable)

Save: Click on Save to save the application
(Note: You can edit the application any number of times until you save and submit the application)

Preview: Choose Preview to view the application before the Final Submission

Final Submit:: Choose Final Submit to successfully submit the application



Save Paper, Save Trees, Save the Earth!

Admissions (2026-27) | GNC_ Online Application Form Manual



GURU NANAK COLLEGE (AUTONOMOUS)

A Sikh Minority Institution | Unit of Guru Nanak Educational Society (Regd.)
Affiliated to University of Madras | Approved by AICTE | Accredited at "A++" Grade by NAAC
Guru Nanak Salai, Velachery, Chennai – 600 042.



Online Application Process

[Logout](#)

Application Reference No. : 327278

Name : STEFFI TESTING

DOB : 07-04-2008

Application Fee Status : Application Fee Paid

| Department | Application Status | College Fees |
|------------------------|--------------------|--------------|
| B.Sc. COMPUTER SCIENCE | Received Main Form | - |


PROCEED TO PAY

APPLICATION FORM

PRINT APPLICATION FORM

You can take a print of the application form after submitting (or) use the login page– Click on **PRINT APPLICATION FORM**

ONLINE APPLICATION FORM (2026 - 2027) - Shift-II (Self-Financing Stream)

| | | | | | | | | | | | |
|--|--------------------------|---|------------------------|---|-------------------|--------------|----------------------|---------|----------------|---------|---|
| Course Applied For B.Sc. COMPUTER SCIENCE | | Application Number 26220002 | | Sub Date : Reg Date : 20-Mar-2026 | | | | | | | |
| Name of the Applicant STEFFI TESTING | |  | | | | | | | | | |
| Language Studied in 10th | Tamil | Language Studied in 12th | | Tamil | | | | | | | |
| Date of Birth | 07-Apr-2008 | Gender | Female | Blood Group | O+ ve | | | | | | |
| Mobile Number | 9999999999 | E-mail ID | xyz@gmail.com | | | | | | | | |
| Community (As in T.C) | | Caste | SOLIYA VELLALAR | Religion | Christian | | | | | | |
| Nationality | Indian | Aadhaar No | 123456789124 | Mother Tongue | Tamil | | | | | | |
| (A) Indian | State | District | Town | Village | | | | | | | |
| | Tamil Nadu | Chennai | - | - | | | | | | | |
| (B) NRI / Foreigner | Country | Visa/PCO/OCI No. | Passport No | Passport Validity | | | | | | | |
| | - | - | - | - | | | | | | | |
| Parent / Guardian Details | | Father | | Mother | | | | | | | |
| Name | SEBASTIAN | Mother | | Guardian | | | | | | | |
| Educational Qualification | Under Graduate | Mother | | Guardian | | | | | | | |
| Occupation | Private | Mother | | Guardian | | | | | | | |
| Annual Income | 5,00,001 - 8,00,000 p.a. | Mother | | Guardian | | | | | | | |
| Mobile Number | 7777777777 | Mother | | Guardian | | | | | | | |
| Email ID | abel23@gmail.com | Mother | | Guardian | | | | | | | |
| Qualifying Examination | Higher Secondary (+2) | Board | STATE BOARD | Stream | General | | | | | | |
| Name of the School last studied | | Ebenezer Marcus Matriculation Higher Secondary School | | | | | | | | | |
| Location | Tamil Nadu | T.C. No | 123456 | APAAR Id | - | | | | | | |
| Medium of Instruction in +2 | English | Month & Year of Passing | April 2026 | Registration Number | 12345678 | | | | | | |
| Marks | PART - I | | PART - II | | PART - III | | Overall Total | | Cut-off | | |
| | Tamil | English | Computer Science | Mathematics | Physics | Chemistry | Marks Obtained | % | Marks Obtained | % | |
| | (+2) | 88 | 90 | 96 | 87 | 80 | 75 | 516/600 | 86.00 | 338/400 | 84.50 |
| (+1) | 80 | 75 | 95 | 86 | 72 | 65 | 473/600 | 78.83 | 318/400 | 79.50 | |
| Permanent Address | | | | Address for Communication | | | | | | | |
| No 10/33 Bharathi Dassan Street, Gandhi Nagar, Oragadam, Ambattur, Thirvallur, Tamil Nadu, 600053 | | | | No 10/33 Bharathi Dassan Street, Gandhi Nagar, Oragadam, Ambattur, Thirvallur, Tamil Nadu, 600053 | | | | | | | |
| First generation graduate in your family? | No | Differently - abled | No | Dyslexia | No | | | | | | |
| Child of Defence Personnel | No | Defence Person Details | | | | | | | | | |
| Seeking admission under Sports quota | Yes | Sports Name | Kho-kho | | Level | State | | | | | |
| Hostel facility required | Yes | | | | | | | | | | |
| DECLARATION | | | | | | | | | | | |
| I, STEFFI TESTING, declare that all the particulars furnished above are true and correct. I submit that I will abide by the rules and regulations of the college. In case of any change I will notify to the College. | | | | | | | | | | | |
| Place : | | | | | | | | | | | Signature of the Applicant |
| DATE : | | | | | | | | | | | |
| UNDERTAKING GIVEN BY PARENT OR GUARDIAN | | | | | | | | | | | |
| I, _____ promise to pay my ward's fee to the College and I take responsibility for his / her discipline, progress in studies and regular attendance if my ward is admitted. I assure that I will attend the parent teachers meeting regularly. | | | | | | | | | | | |
| Place : | | | | | | | | | | | Signature of the Parent / Guardian |
| DATE : | | | | | | | | | | | |
| FOR OFFICE USE ONLY | | | | | | | | | | | |
| HOD | OFFICE | CeG | V.P / PRINCIPAL | | | | | | | | |
| | | | | | | | | | | | |


Preview Form

You can view all the details given in the preview form before the final submit (Note: Preview form will not be considered for admission process)

Final Print out

After the final submit, the form appears as shown This form only will be considered for admission process

ONLINE APPLICATION FORM (2026 - 2027) - Shift-II (Self-Financing Stream)

| | | | | | | | | | | | |
|--|--------------------------|---|------------------------|---|-------------------|--------------|----------------------|---------|----------------|---------|---|
| Course Applied For B.Sc. COMPUTER SCIENCE | | Application Number 26220002 | | Sub Date : 03-Apr-2026 Reg Date : 20-Mar-2026 | | | | | | | |
| Name of the Applicant STEFFI TESTING | |  | | | | | | | | | |
| Language Studied in 10th | Tamil | Language Studied in 12th | | Tamil | | | | | | | |
| Date of Birth | 07-Apr-2008 | Gender | Female | Blood Group | O+ ve | | | | | | |
| Mobile Number | 9999999999 | E-mail ID | xyz@gmail.com | | | | | | | | |
| Community (As in T.C) | | Caste | SOLIYA VELLALAR | Religion | Christian | | | | | | |
| Nationality | Indian | Aadhaar No | 123456789124 | Mother Tongue | Tamil | | | | | | |
| (A) Indian | State | District | Town | Village | | | | | | | |
| | Tamil Nadu | Chennai | - | - | | | | | | | |
| (B) NRI / Foreigner | Country | Visa/PCO/OCI No. | Passport No | Passport Validity | | | | | | | |
| | - | - | - | - | | | | | | | |
| Parent / Guardian Details | | Father | | Mother | | | | | | | |
| Name | SEBASTIAN | Mother | | Guardian | | | | | | | |
| Educational Qualification | Under Graduate | Mother | | Guardian | | | | | | | |
| Occupation | Private | Mother | | Guardian | | | | | | | |
| Annual Income | 5,00,001 - 8,00,000 p.a. | Mother | | Guardian | | | | | | | |
| Mobile Number | 7777777777 | Mother | | Guardian | | | | | | | |
| Email ID | abel23@gmail.com | Mother | | Guardian | | | | | | | |
| Qualifying Examination | Higher Secondary (+2) | Board | STATE BOARD | Stream | General | | | | | | |
| Name of the School last studied | | Ebenezer Marcus Matriculation Higher Secondary School | | | | | | | | | |
| Location | Tamil Nadu | T.C. No | 123456 | APAAR Id | - | | | | | | |
| Medium of Instruction in +2 | English | Month & Year of Passing | April 2026 | Registration Number | 12345678 | | | | | | |
| Marks | PART - I | | PART - II | | PART - III | | Overall Total | | Cut-off | | |
| | Tamil | English | Computer Science | Mathematics | Physics | Chemistry | Marks Obtained | % | Marks Obtained | % | |
| | (+2) | 88 | 90 | 96 | 87 | 80 | 75 | 516/600 | 86.00 | 338/400 | 84.50 |
| (+1) | 80 | 75 | 95 | 86 | 72 | 65 | 473/600 | 78.83 | 318/400 | 79.50 | |
| Permanent Address | | | | Address for Communication | | | | | | | |
| No 10/33 Bharathi Dassan Street, Gandhi Nagar, Oragadam, Ambattur, Thirvallur, Tamil Nadu, 600053 | | | | No 10/33 Bharathi Dassan Street, Gandhi Nagar, Oragadam, Ambattur, Thirvallur, Tamil Nadu, 600053 | | | | | | | |
| First generation graduate in your family? | No | Differently - abled | No | Dyslexia | No | | | | | | |
| Child of Defence Personnel | No | Defence Person Details | | | | | | | | | |
| Seeking admission under Sports quota | Yes | Sports Name | Kho-kho | | Level | State | | | | | |
| Hostel facility required | Yes | | | | | | | | | | |
| DECLARATION | | | | | | | | | | | |
| I, STEFFI TESTING, declare that all the particulars furnished above are true and correct. I submit that I will abide by the rules and regulations of the college. In case of any change I will notify to the College. | | | | | | | | | | | |
| Place : | | | | | | | | | | | Signature of the Applicant |
| DATE : | | | | | | | | | | | |
| UNDERTAKING GIVEN BY PARENT OR GUARDIAN | | | | | | | | | | | |
| I, _____ promise to pay my ward's fee to the College and I take responsibility for his / her discipline, progress in studies and regular attendance if my ward is admitted. I assure that I will attend the parent teachers meeting regularly. | | | | | | | | | | | |
| Place : | | | | | | | | | | | Signature of the Parent / Guardian |
| DATE : | | | | | | | | | | | |
| FOR OFFICE USE ONLY | | | | | | | | | | | |
| HOD | OFFICE | CeG | V.P / PRINCIPAL | | | | | | | | |
| | | | | | | | | | | | |

Certificate Verification for the Shortlisted Candidates

- Once your **Application is Shortlisted**, you will receive a message to your registered e-mail id and mobile number for **Certificate Verification process**
- The applicant can also check the login for the application status
- After verification of the certificate, you will receive the payment link to your registered e-mail id and mobile number (**Note: For Payment, use your Application Number printed in the application form**)


Documents Required

* If applicable

- 10th Mark Statement
- 11th Mark Statement
- 12th Mark Statement
- Transfer Certificate
- 6th to 10th Transfer Certificate (For Govt. or Govt. Aided School Students)*
- Aadhaar Card (Aadhaar No. should be linked with the student mobile no.)
- EMIS Number
- APPAR ID
- Bank Account Details
- Community Certificate*
- Eligibility certificate*
- First Generation Graduate Certificate*
- Nativity Certificate *
- Migration Certificate *
- Parent Income Certificate *
- Physical Fitness Certificate*
- Differently Abled Certificate*
- Defence personnel /Ex- Serviceman*
- Foreign Students – Visa Document



GURU NANAK COLLEGE (AUTONOMOUS)



A Sikh Minority Institution | Unit of Guru Nanak Educational Society (Regd.)
Affiliated to University of Madras | Approved by AICTE | Accredited at 'A++' Grade by NAAC (CGPA 3.68)
Guru Nanak Salai, Velachery, Chennai – 600 042




Prepared by: Centre for e-Governance

Contact Us

<https://www.gurunanakcollege.edu.in/admission>

 enquiry2026@gurunanakcollege.edu.in

 **89255 03610 | 89255 03611 | 89255 03612**