



Guru Nanak College (Autonomous)

(Affiliated to University of Madras & Re-Accredited At "A" Grade by NAAC)

No. 161, Guru Nanak Salai, Velachery, Chennai - 600042, Tamil Nadu



Website: www.gurunanakcollege.edu.in

2.2 Number of outgoing / final year students year-wise during last five years

Supporting Documents

Annual Reports - COE

|| 2016-17 to 2020-21 ||

	GURU NANAK COLLEGE (AUTONOMOUS)	
	Affiliated to the University of Madras Accredited by NAAC at "A" Grade. ISO Certified (9001 - 2015) Guru Nanak Salai, Velachery, Chennai - 600 042.	
CERTIFIED DOCUMENTS		
METRIC NO. :		
PAGE NO. 1 TO 37		
 PRINCIPAL		

GURU NANAK COLLEGE (AUTONOMOUS)
(Affiliated to university of Madras and Re-accredited at A Grade by NAAC)
Guru Nanak Salai, Velachery, Chennai 600042



ANNUAL REPORT 2016-17

- The 2nd batch of autonomous students was flagged off with the autonomous syllabus and the first set of mark sheet print out was taken.
- **The Iboss** is a web based software application to integrate the entire examination process. At every stage the EMS is subject to regular testing and customization. Based on the requirement of the process the feasibility will be checked and proper specification will be provided to the service provider with time frame. Updations will be tested off-line before implementing in the live.
- **Question Paper Setting** - Question papers are set by two different examiners for one subject code. The examiners are given a password to open the template for keying in the questions. The same along with the scheme and key is sent back by the examiner to the e-mail specifically created for the purpose. It is then stored in a separate hard disc which is kept under safe custody at OCOE The set question papers are scrutinized by experts in the field for the correctness, the scope and whether the question paper is set according to the requirements specified. (within the syllabus, whether it is according to the blue print, the standard etc.,)
- Question Papers are encoded to maintain secrecy and confidentiality and is decoded only in the examination hall according to the date and time schedule Question papers are multiplied in house and are packed and kept in safe custody till it is put to use. Students are provided with a well-knit ruled 42 pages' booklet with a graph sheet for convenient writing. The answer booklets have security features. No additional sheets are provided.
- The OCOE is completely automated, the answer scripts are masked and given dummy numbers for a fair evaluation process.

END SEMESTER EXAMINATIONS DURING THE ASSESSMENT PERIOD 2016-17

End semester examinations (ESE) - In the academic year 2016-17, the first batch of PG students under autonomous pattern wrote the examinations. A total of 4118 students have appeared for the end semester examinations out of which 137 PG students wrote the final end semester examinations.

- The ESE was conducted from 3rd Nov. 2016 to 23rd Dec. 2016 for the Odd Semester and from 11th April 2017 to 29th April 2017 for the Even Semester.

- **End Semester Practical Examination** - The practical examination answer sheets are made ready in house with the details pre-printed on it. The student cannot exchange the booklet as it is student specific.
- A sample copy of the **Examination Schedule for the academic year 2016-17** is as below.
The complete time table is attached as a supporting document for references.

DEPARTMENT NAMES	03-11-2016	05-11-2016	08-11-2016	10-11-2016	12-11-2016	15-11-2016	23-12-2016
B.A. ECONOMICS	16UTAMF01 16UHINF01 LANGUAGES	16UENGF41 ENGLISH - I	16UECOC01 MICRO ECONOMICS - I	16UECOC02 STATISTICS - I	16UECOA01 INDUSTRIAL ECONOMICS	16UGSLS01 LISTENING AND SPEAKING SKILL	16UNME01A BASICS OF CAPITAL MARKET / AT / BT
B.A. DEFENCE AND STRATEGIC STUDIES	16UTAMF01 16UHINF01 LANGUAGES	16UENGF41 ENGLISH - I	16UDEFC01 STRATEGIC STUDY OF INDIA	16UDEFC02 FUNDAMENTALS OF WAR AND PEACE	16UDEFA01 AN INTRODUCTION TO POLITICAL SCIENCE - I	16UGSLS01 LISTENING AND SPEAKING SKILL	16UNME401B INDEPENDENT INDIA / BT
B.SC. MATHEMATICS	16UTAMF01 16UHINF01 LANGUAGES	16UENGF41 ENGLISH - I	16UMATC01 ALGEBRA	16UCHEA11 CHEMISTRY - I	16UMATC02 CALCULUS	16UGSLS01 LISTENING AND SPEAKING SKILL	16UNME01C FUNCTIONAL MATHEMATICS - I / BT

Number of Final year students appeared in the End Semester Examination

PROGRAM CODE	NAME OF THE PROGRAM	NUMBER OF STUDENTS APPEARED IN FINAL YEAR EXAM
1018	B.A. ECONOMICS	-
1017	B.A. DEFENCE AND STRATEGIC STUDIES	-
1075	B.Sc., MATHEMATICS	-
1083	B.Sc., PHYSICS	-
1054	B.Sc., CHEMISTRY	-
1085	B.Sc., PLANT BIOLOGY AND PLANT BIOTECHNOLOGY	-
1042	B.Com., CORPORATE SECRETARYSHIP S1	-
1036	B.Com., GENERAL S1	-
1050	B.Sc., ADVANCE ZOOLOGY AND BIOTECHNOLOGY	-

1096	B.B.A. BUSINESS ADMINISTRATION	-
1033	B.C.A. COMPUTER APPLICATION	-
1058	B.Sc., COMPUTER SCIENCE	-
1090	B.Sc., VISUAL COMMUNICATION	-
1043	B.Com., HONOURS	-
1034	B.Com., ACCOUNTING AND FINANCE	-
1042	B.Com., CORPORATE SECRETARYSHIP S2	-
1036	B.Com., GENERAL S2	-
1035	B.Com BANK MANAGEMENT	-
1045	B.Com., MARKETING MANAGEMENT	-
1044	B.Com., INFORMATION SYSTEM MANAGEMENT	-
1008	B.A.ENGLISH	-
1052	B.SC.BIOTECHNOLOGY	-
1100	B.SC.INFORMATION TECHNOLOGY	-
3037	M.C.A. MASTER OF COMPUTER APPLICATION	-
2020	M.A. ECONOMICS	10
2049	M.Sc., CHEMISTRY	24
2083	M.Com., GENERAL	38
2077	M.Sc., ZOOLOGY	7
2091	M.S.W.	-
2069	M.Sc., MATHEMATICS	16
2104	M.A. DEFENCE & STRATEGIC STUDIES	-
3036	M.B.A. MASTER OF BUSINESS ADMINISTRATION	42
TOTAL		137

Total Number of Students appeared in the End Semester Examination

2016 - 2017				
PROGRAM CODE	NAME OF THE PROGRAM	I YEAR	II YEAR	III YEAR
1018	B.A. ECONOMICS	145	106	-
1017	B.A. DEFENCE AND STRATEGIC STUDIES	72	53	-
1075	B.Sc., MATHEMATICS	68	67	-
1083	B.Sc., PHYSICS	53	50	-
1054	B.Sc., CHEMISTRY	52	44	-
1085	B.Sc., PLANT BIOLOGY AND PLANT BIOTECHNOLOGY	51	45	-
1042	B.Com., CORPORATE SECRETARYSHIP S1	76	68	-
1036	B.Com., GENERAL S1	159	139	-
1050	B.Sc., ADVANCE ZOOLOGY AND BIOTECHNOLOGY	50	44	-
1096	B.B.A. BUSINESS ADMINISTRATION	149	127	-
1033	B.C.A. COMPUTER APPLICATION	163	153	-
1058	B.Sc., COMPUTER SCIENCE	163	155	-
1090	B.Sc., VISUAL COMMUNICATION	47	41	-
1043	B.Com., HONOURS	40	36	-
1034	B.Com., ACCOUNTING AND FINANCE	149	134	-
1042	B.Com., CORPORATE SECRETARYSHIP S2	75	64	-
1036	B.Com., GENERAL S2	220	200	-
1035	B.Com BANK MANAGEMENT	76	70	-
1045	B.Com., MARKETING MANAGEMENT	76	64	-
1044	B.Com., INFORMATION SYSTEM MANAGEMENT	70	70	-
1008	B.A. ENGLISH	66	-	-
3037	M.C.A. MASTER OF COMPUTER APPLICATION	1	42	-
2020	M.A. ECONOMICS	11	10	-

3036	M.B.A. MASTER OF BUSINESS ADMINISTRATION	53	42	-
2049	M.Sc., CHEMISTRY	24	24	-
2077	M.Sc., ZOOLOGY	8	7	-
2091	M.S.W.	12	-	-
2069	M.Sc., MATHEMATICS	42	16	-
2083	M.Com., GENERAL	38	38	-
		2209	1909	-
TOTAL		4118		

- **Single evaluation system** is followed for both UG and PG. The evaluators are selected based on their experience, expertise and their willingness to do the evaluation. They are called on rotation for the central evaluation camp held at the OCOE. The data base maintained is dynamic by including new examiner's profile every semester through direct application and referrals.
- Soon after evaluation the marks are entered in the computer in the presence of the examiner. This ensures the data entry quality, which is authorized by the signature of the examiner in the printed mark entry sheet (Foil Sheet). This helps in reducing errors and strengthening the process of mark entry.
- System of second mark entry is there to find out any discrepancy
- **Result Passing Board** - The marks entered are tabulated department wise and an analysis report is generated for result passing board.
 - The result passing board consists of the head of the department as chairperson and an external member from the crew who evaluated the answer scripts. Sometimes an internal member is also called for the result passing board meeting.
 - Once the meeting is convened the members of the board analyze and pass on their consensus of any moderation recommended to the deputed member of the OCOE. A passing board report is generated with the details of benefit and signed by all the members. A moderation of 5 marks is accepted for all the programs.

- As per the process, the result passing board was conducted on 9th & 10th January (2 days) all the programs in the odd semester and between 22nd May to 24th May 2017 (3 days) for the even semester examination.
- **Publication of Results** - The results are published through college website. Announcement about the result publication is also done through the electronic notice board for the information of the students. The results for the odd semester was published on 19th January 2017 within 18 days after the last date of the ESE. The result for the even semester was declared within 21 days on 26th May 2017. The details regarding the publication of results are as below. Program wise of declaration of results of semester-end/ year- end examination is attached as a supporting document for references.

Program Name	Program Code	Semester/ year	Last date of the last semester-end/ year-end examination	Date of declaration of results of semester-end/ year- end examination
B.A. ECONOMICS	1018	III/2016	23-12-2016	19-01-2017
M.A. ECONOMICS	2020	III/2016	23-12-2016	19-01-2017
B.A. DEFENCE AND STRATEGIC STUDIES	1017	III/2016	23-12-2016	19-01-2017

- **Pass Percentage** – The average pass percentage of the first autonomous batch for the outgoing PG students is 65%. Program wise pass percentage is listed herewith-

PROGRAM CODE	NAME OF THE PROGRAM	NUMBER OF STUDENTS APPEARED IN FINAL YEAR EXAM	NUMBER OF STUDENTS PASSED IN FINAL YEAR EXAM	PASS PERCENTAGE
2020	M.A. ECONOMICS	10	6	60.0
3036	M.B.A. MASTER OF BUSINESS ADMINISTRATION	42	33	78.6
2049	M.Sc., CHEMISTRY	24	8	33.3
2077	M.Sc., ZOOLOGY	7	7	100.0
2069	M.Sc., MATHEMATICS	16	11	68.8
2083	M.Com., GENERAL	38	24	63.2
		137	89	65.0

- **Examination Redressal Mechanism** - When results are published the information about obtaining photocopy and applying for revaluation is clearly given along, so that students who wish to apply can do so. A total of 44 applications were received for revaluations. 25 and 19 Complaints or Grievances about evaluation were addressed in the Odd and Even semester respectively. The percentage of grievances addressed and changed is 0.39%.
- After revaluation results are published, a copy of the Galley sheet of every class is given to the respective department HODs for their records through their login.

Number of Students applied for Revaluation

Year	2016-2017
Number	44


Controller of Examination

Dr. P.V. KUMARAGURU
Controller of Examinations
Guru Nanak College (Autonomous)
Guru Nanak Salai,
Velachery, Chennai- 600 042.


Principal

PRINCIPAL
GURU NANAK COLLEGE (AUTONOMOUS)
GURU NANAK SALAI, VELACHERY
CHENNAI-600 042

GURU NANAK COLLEGE (AUTONOMOUS)
(Affiliated to university of Madras and Re-accredited at A Grade by NAAC)
Guru Nanak Salai, Velachery, Chennai 600042



ANNUAL REPORT 2017-18

- The answer sheet was introduced with right side flap for easy valuation and mark entry
- 1st Instant examination was conducted in June 2017 for the PG students.
- First batch of PG PPR is sent to University of Madras for providing Provisional and Degree Certificates.
- The first set of M.Phil. Students PPR is sent to University in Nov 2017

End Semester Examinations during the Assessment Period 2017-18

End semester examinations - In the academic year 2017-18, the first batch of UG students and Second batch of PG students under autonomous pattern wrote the examinations. A total of 6068 students including all the three years have appeared for the end semester examinations out of which **1920 UG and PG students wrote the final end semester examinations.**

- The ESE was conducted from 1st Nov. 2017 to 4th Dec. 2017 for the Even Semester and from 6th April 2018 to 7th May 2018 for the Odd Semester.
- A sample copy of the **Examination Schedule for the academic year 2017-18** is as below.
The complete time table is attached as a supporting document for references.

DEPARTMENT NAMES	01-11-2017 A.N.	08-11-2017 F.N.	11-11-2017 F.N.	15-11-2017 F.N.	22-11-2017 F.N.	29-11-2017 F.N.
B.A. ECONOMICS	15UVED401 VALUE EDUCATION	15UECO313 MACRO ECONOMICS - I	15UECO314 FISCAL ECONOMICS - I	15UECO315 INTERNATIONAL ECONOMICS - I	15UECO317 MANAGERIAL ECONOMICS	15UECO316 HISTORY OF ECONOMIC THOUGHT
B.A. DEFENCE AND STRATEGIC STUDIES	15UVED401 VALUE EDUCATION	15UDEF313 NATIONAL SECURITY OF INDIA	15UDEF314 SCIENCE, TECHNOLOGY AND NATIONAL SECURITY	15UDEF315 BASICS OF DEFENCE ECONOMICS	15UDEF317 FUNADAMENTALS OF DEFENCE JOURNALISM	15UDEF316 DEFENCE MECHANISM OF INDIA
B.Sc., MATHEMATICS	15UVED401 VALUE EDUCATION	15UMAT309 ALGEBRAIC STRUCTURES	15UMAT310 REAL ANALYSIS - I	15UMAT311 DYNAMICS	15UMAT313 PROGRAMMING LANGUAGE 'C '	15UMAT312 DISCRETE MATHEMATICS

Number of Final year students appeared in the End Semester Examination

PROGRAM CODE	NAME OF THE PROGRAM	NUMBER OF STUDENTS APPEARED IN FINAL YEAR EXAM
1018	B.A. ECONOMICS	93
1017	B.A. DEFENCE AND STRATEGIC STUDIES	49
1075	B.Sc., MATHEMATICS	64
1083	B.Sc., PHYSICS	49
1054	B.Sc., CHEMISTRY	44
1085	B.Sc., PLANT BIOLOGY AND PLANT BIOTECHNOLOGY	46
1042	B.Com., CORPORATE SECRETARYSHIP S1	66
1036	B.Com., GENERAL S1	139
1050	B.Sc., ADVANCE ZOOLOGY AND BIOTECHNOLOGY	42
1096	B.B.A. BUSINESS ADMINISTRATION	121
1033	B.C.A. COMPUTER APPLICATION	153
1058	B.Sc., COMPUTER SCIENCE	153
1090	B.Sc., VISUAL COMMUNICATION	43
1043	B.Com., HONOURS	36
1034	B.Com., ACCOUNTING AND FINANCE	134
1042	B.Com., CORPORATE SECRETARYSHIP S2	66
1036	B.Com., GENERAL S2	200
1035	B.Com BANK MANAGEMENT	69
1045	B.Com., MARKETING MANAGEMENT	60
1044	B.Com., INFORMATION SYSTEM MANAGEMENT	69
1008	B.A.ENGLISH	-
1052	B.SC.BIOTECHNOLOGY	-
1100	B.SC.INFORMATION TECHNOLOGY	-

3037	M.C.A. MASTER OF COMPUTER APPLICATION	41
2020	M.A. ECONOMICS	9
2049	M.Sc., CHEMISTRY	24
2083	M.Com., GENERAL	37
2077	M.Sc., ZOOLOGY	8
2091	M.S.W.	12
2069	M.Sc., MATHEMATICS	40
2104	M.A. DEFENCE & STRATEGIC STUDIES	-
3036	M.B.A. MASTER OF BUSINESS ADMINISTRATION	53
TOTAL		1920

Total number of Students appeared in the End Semester Examination

2017-2018

PROGRAM CODE	NAME OF THE PROGRAM	I YEAR	II YEAR	III YEAR
1018	B.A. ECONOMICS	107	117	93
1017	B.A. DEFENCE AND STRATEGIC STUDIES	68	69	49
1075	B.Sc., MATHEMATICS	69	68	64
1083	B.Sc., PHYSICS	47	52	49
1054	B.Sc., CHEMISTRY	47	50	44
1085	B.Sc., PLANT BIOLOGY AND PLANT BIOTECHNOLOGY	46	46	46
1042	B.Com., CORPORATE SECRETARYSHIP S1	68	76	66
1036	B.Com., GENERAL S1	146	155	139
1050	B.Sc., ADVANCE ZOOLOGY AND BIOTECHNOLOGY	47	49	42
1096	B.B.A. BUSINESS ADMINISTRATION	144	136	121
1033	B.C.A. COMPUTER APPLICATION	160	163	153
1058	B.Sc., COMPUTER SCIENCE	157	161	153
1090	B.Sc., VISUAL COMMUNICATION	48	39	43
1043	B.Com., HONOURS	43	40	36
1034	B.Com., ACCOUNTING AND FINANCE	142	148	134
1042	B.Com., CORPORATE SECRETARYSHIP S2	75	74	66
1036	B.Com., GENERAL S2	223	215	200
1035	B.Com BANK MANAGEMENT	72	75	69

1045	B.Com., MARKETING MANAGEMENT	67	71	60
1044	B.Com., INFORMATION SYSTEM MANAGEMENT	66	68	69
1008	B.A.ENGLISH	57	62	0
1052	B.SC.BIOTECHNOLOGY	39	0	0
1100	B.SC.INFORMATION TECHNOLOGY	0	0	0
3037	M.C.A. MASTER OF COMPUTER APPLICATION	9	68	41
2020	M.A. ECONOMICS	15	9	0
3036	M.B.A. MASTER OF BUSINESS ADMINISTRATION	57	53	0
2049	M.Sc., CHEMISTRY	24	24	0
2077	M.Sc., ZOOLOGY	10	8	0
2091	M.S.W.	13	12	0
2069	M.Sc., MATHEMATICS	44	40	0
2083	M.Com., GENERAL	36	37	0
		2146	2185	1737
TOTAL		6068		

- **Result Passing Board**– A moderation of 5 marks was considered for UG and PG programs after the approval of the chairperson, external examiner and the COE. The passing board meeting was conducted for 5 days from 21st December 2017 to 27th December 2017 in the odd semester and for 9 days from 15th May 2018 to 24th May 2018 in the April 2018 end semester examination.
- **Publication of Results** - The results for the odd semester was published on 2nd January 2018, in 22 days after the last date of the ESE. The result for the even semester was declared within 15 days on 25th May 2018. The details regarding the publication of results are as below. Program wise of declaration of results of semester-end/ year- end examination is attached as a supporting document for references.

Program Name	Program Code	Semester/ year	Last date of the last semester-end/ year- end examination	Date of declaration of results of semester-end/ year- end examination
B.Sc. MATHEMATICS	1075	V/2017	04-12-2017	02-01-2018
B.Sc. PHYSICS	1083	V/2017	04-12-2017	02-01-2018
B.Sc. CHEMISTRY	1054	V/2017	04-12-2017	02-01-2018

- **Pass Percentage** – The average pass percentage of the first autonomous batch UG students and outgoing PG students are 69%. Program wise pass percentage is listed herewith-

PROGRAM CODE	NAME OF THE PROGRAM	NUMBER OF STUDENTS APPEARED IN FINAL YEAR EXAM	NUMBER OF STUDENTS PASSED IN FINAL YEAR EXAM	PASS PERCENTAGE
1018	B.A. ECONOMICS	93	35	37.6
1017	B.A. DEFENCE AND STRATEGIC STUDIES	49	29	59.2
1075	B.Sc., MATHEMATICS	64	43	67.2
1083	B.Sc., PHYSICS	49	39	79.6
1054	B.Sc., CHEMISTRY	44	19	43.2
1085	B.Sc., PLANT BIOLOGY AND PLANT BIOTECHNOLOGY	46	27	58.7
1042	B.Com., CORPORATE SECRETARYSHIP S1	66	58	87.9
1036	B.Com., GENERAL S1	139	122	87.8
1050	B.Sc., ADVANCE ZOOLOGY AND BIOTECHNOLOGY	42	27	64.3
1096	B.B.A. BUSINESS ADMINISTRATION	121	74	61.2
1033	B.C.A. COMPUTER APPLICATION	153	123	81.5
1058	B.Sc., COMPUTER SCIENCE	153	98	64.1
1090	B.Sc., VISUAL COMMUNICATION	43	26	60.5
1043	B.Com., HONOURS	36	31	86.1
1034	B.Com., ACCOUNTING AND FINANCE	134	98	74.4
1042	B.Com., CORPORATE SECRETARYSHIP S2	66	45	68.2
1036	B.Com., GENERAL S2	200	142	71.5
1035	B.Com BANK MANAGEMENT	69	34	49.3
1045	B.Com., MARKETING MANAGEMENT	60	30	50.0
1044	B.Com., INFORMATION SYSTEM MANAGEMENT	69	45	65.2
3037	M.C.A. MASTER OF COMPUTER APPLICATION	41	41	100.0
2020	M.A. ECONOMICS	9	7	77.8
3036	M.B.A. MASTER OF BUSINESS ADMINISTRATION	53	41	77.4
2049	M.Sc., CHEMISTRY	24	17	70.8
2077	M.Sc., ZOOLOGY	8	8	100.0
2091	M.S.W.	12	11	91.7

2069	M.Sc., MATHEMATICS	40	28	70.0
2083	M.Com., GENERAL	37	25	67.6
		1920	1323	68.9

- **Examination Redressal Mechanism** -. A total of 165 applications were received for revaluations. 68 and 97 Complaints or Grievances about evaluation were addressed in the Odd and Even semester respectively. The percentage of grievances addressed and changed is 1.35%.

Number of Students applied for Revaluation

Year	2017-2018
Number	165

- First batch of PG PPR was sent to University of Madras.


Controller of Examinations

Dr. P.V. KUMARAGURU
Controller of Examinations
Guru Nanak College (Autonomous)
Guru Nanak Salai,
Velachery, Chennai- 600 042.


Principal

PRINCIPAL
GURU NANAK COLLEGE (AUTONOMOUS)

PRINCIPAL
GURU NANAK COLLEGE (AUTONOMOUS)
GURU NANAK SALAI, VELACHERY
CHENNAI-600 042

GURU NANAK COLLEGE (AUTONOMOUS)
(Affiliated to university of Madras and Re-accredited at A Grade by NAAC)
Guru Nanak Salai, Velachery, Chennai 600042



ANNUAL REPORT 2018-19

- A major initiative of the COE office in this academic year is the setting of Question Papers. The College adopted an online mode for Question paper setting. It is completely paperless and done in cloud. A unique login id and password is given to the examiners. After the subject allocation to the examiners, a mail will be sent across to them. The examiners will be able to view the syllabus, QP template and upload their questions in the template. The answer key is also uploaded upon request by the COE office in the stipulated time frame. The examiners will not be able to upload after the time limit.
- Online payment to examiners came into place. This enhancement not only brought in transparency but also precision to the process. The entire claim calculation was brought into the software which reduced the man hours

END SEMESTER EXAMINATIONS DURING THE ASSESSMENT PERIOD 2018-19

- **End semester examinations** was conducted from 29th Oct. 2018 to 30th Nov. 2018 for the odd Semester and from 10th April 2019 to 7th May 2019 for the even Semester.
 - A sample copy of the **Examination Schedule for the academic year 2018-19** is as below.
- The complete time table is attached as a supporting document for references.

DEPARTMENT NAMES	29-10-2018 F.N.	31-10-2018 F.N.	02-11-2018 F.N.	09-11-2018 F.N.	13-11-2018 F.N.	16-11-2018 F.N.	20-11-2018 F.N.
B.A. ECONOMICS	17UGSLS01 LISTENING AND SPEAKING SKILLS	16UNME01A BASICS OF CAPITAL MARKET 16UBAT401 BASIC TAMIL - I	17UTAMF01 TAMIL - I 16UHINF01 HINDI - I 16UFREF01 FRENCH - I	16UENG41 ENGLISH - I	17UECOC02 STATISTICS - I	17UECOC01 MICRO ECONOMICS - I	17UECOA01 INDUSTRIAL ECONOMICS
B.A. DEFENCE AND STRATEGIC STUDIES	17UGSLS01 LISTENING AND SPEAKING SKILLS	16UNME01B INDEPENDENT INDIA 16UBAT401 BASIC TAMIL - I	17UTAMF01 TAMIL - I 16UHINF01 HINDI - I 16UFREF01 FRENCH - I	16UENG41 ENGLISH - I	16UDEFC01 STRATEGIC STUDY OF INDIA	17UDEFA01 AN INTRODUCTION TO POLITICAL SCIENCE-I	16UDEFC02 FUNDAMENTALS OF WAR AND PEACE
B.Sc., MATHEMATICS	17UGSLS01 LISTENING AND SPEAKING SKILLS	16UNME01C FUNCTIONAL MATHEMATICS - I 16UBAT401 BASIC TAMIL - I	17UTAMF01 TAMIL - I	16UENG41 ENGLISH - I	17UMATC02 DIFFERENTIAL CALCULUS	16UCHEA11 CHEMISTRY - I	17UMATC01 ALGEBRA

A total of 6314 students including all the three years have appeared for the end semester examinations out of which 2170 UG and PG students wrote the final end semester examinations.

Number of Final year students appeared in the End Semester Examination

PROGRAM CODE	NAME OF THE PROGRAM	NUMBER OF STUDENTS APPEARED IN FINAL YEAR EXAM
1018	B.A. ECONOMICS	112
1017	B.A. DEFENCE AND STRATEGIC STUDIES	67
1075	B.Sc., MATHEMATICS	68
1083	B.Sc., PHYSICS	51
1054	B.Sc., CHEMISTRY	50
1085	B.Sc., PLANT BIOLOGY AND PLANT BIOTECHNOLOGY	46
1042	B.Com., CORPORATE SECRETARYSHIP S1	76
1036	B.Com., GENERAL S1	156
1050	B.Sc., ADVANCE ZOOLOGY AND BIOTECHNOLOGY	50
1096	B.B.A. BUSINESS ADMINISTRATION	133
1033	B.C.A. COMPUTER APPLICATION	163
1058	B.Sc., COMPUTER SCIENCE	158
1090	B.Sc., VISUAL COMMUNICATION	39
1043	B.Com., HONOURS	40
1034	B.Com., ACCOUNTING AND FINANCE	147
1042	B.Com., CORPORATE SECRETARYSHIP S2	72
1036	B.Com., GENERAL S2	214
1035	B.Com BANK MANAGEMENT	74
1045	B.Com., MARKETING MANAGEMENT	69
1044	B.Com., INFORMATION SYSTEM MANAGEMENT	64
1008	B.A.ENGLISH	59
1052	B.SC.BIOTECHNOLOGY	-
1100	B.SC.INFORMATION TECHNOLOGY	-
3037	M.C.A. MASTER OF COMPUTER APPLICATION	68
2020	M.A. ECONOMICS	14
2049	M.Sc., CHEMISTRY	23

2083	M.Com., GENERAL	34
2077	M.Sc., ZOOLOGY	10
2091	M.S.W.	12
2069	M.Sc., MATHEMATICS	44
2104	M.A. DEFENCE & STRATEGIC STUDIES	-
3036	M.B.A. MASTER OF BUSINESS ADMINISTRATION	57
TOTAL		2170

Total number of Students appeared in the End Semester Examination

2018-19

PROGRAM CODE	NAME OF THE PROGRAM	I YEAR	II YEAR	III YEAR
1018	B.A. ECONOMICS	104	103	112
1017	B.A. DEFENCE AND STRATEGIC STUDIES	76	67	67
1075	B.Sc., MATHEMATICS	72	69	68
1083	B.Sc., PHYSICS	49	47	51
1054	B.Sc., CHEMISTRY	40	46	50
1085	B.Sc., PLANT BIOLOGY AND PLANT BIOTECHNOLOGY	35	46	46
1042	B.Com., CORPORATE SECRETARYSHIP S1	72	68	76
1036	B.Com., GENERAL S1	157	146	156
1050	B.Sc., ADVANCE ZOOLOGY AND BIOTECHNOLOGY	38	46	50
1096	B.B.A. BUSINESS ADMINISTRATION	127	139	133
1033	B.C.A. COMPUTER APPLICATION	152	161	163
1058	B.Sc., COMPUTER SCIENCE	148	156	158
1090	B.Sc., VISUAL COMMUNICATION	35	49	39
1043	B.Com., HONOURS	40	43	40
1034	B.Com., ACCOUNTING AND FINANCE	146	140	147
1042	B.Com., CORPORATE SECRETARYSHIP S2	66	75	72
1036	B.Com., GENERAL S2	214	217	214
1035	B.Com BANK MANAGEMENT	69	71	74
1045	B.Com., MARKETING MANAGEMENT	66	67	69
1044	B.Com., INFORMATION SYSTEM MANAGEMENT	70	66	64
1008	B.A.ENGLISH	65	55	59

1052	B.SC.BIOTECHNOLOGY	31	39	—
1100	B.SC.INFORMATION TECHNOLOGY	50	—	—
3037	M.C.A. MASTER OF COMPUTER APPLICATION	20	72	68
2020	M.A. ECONOMICS	12	14	—
3036	M.B.A. MASTER OF BUSINESS ADMINISTRATION	54	57	—
2049	M.Sc., CHEMISTRY	25	23	—
2077	M.Sc., ZOOLOGY	10	10	—
2091	M.S.W.	29	12	—
2069	M.Sc., MATHEMATICS	43	44	—
2083	M.Com., GENERAL	41	34	—
		2156	2182	1976
TOTAL		6314		

- **Result Passing Board**– As per the process, the result passing board was conducted on all the programs. It was held for 6 days from 1st December 2018 to 19th December 2018 in the odd semester and for 1 day on 22nd May 2019 in the April 2019 end semester examination.
- **Publication of Results** –Within 17 days of the End Semester Examination, results were declared in November 2018 and April 2019. The results for the odd semester was published on 21st December 2018 and for the even semester on 28th May 2019. The details regarding the publication of results are as below. Program wise of declaration of results of semester-end/ year- end examination is attached as a supporting document for references.

Program Name	Program Code	Semester/ year	Last date of the last semester-end/ year- end examination	Date of declaration of results of semester-end/ year- end examination
B.A. ECONOMICS	1018	V/2018	30-11-2018	21-12-2018
M.A. ECONOMICS	2020	V/2018	30-11-2018	21-12-2018
B.A. DEFENCE AND STRATEGIC STUDIES	1017	V/2018	30-11-2018	21-12-2018

- **Pass Percentage** – The average pass percentage of both UG and PG for the academic year is 74.2%. Program wise pass percentage is listed herewith-

PROGRAM CODE	NAME OF THE PROGRAM	NUMBER OF STUDENTS APPEARED IN FINAL YEAR EXAM	NUMBER OF STUDENTS PASSED IN FINAL YEAR EXAM	PASS PERCENTAGE
1018	B.A. ECONOMICS	112	56	49.1
1017	B.A. DEFENCE AND STRATEGIC STUDIES	67	43	64.2
1075	B.Sc., MATHEMATICS	68	40	58.8
1083	B.Sc., PHYSICS	51	43	84.3
1054	B.Sc., CHEMISTRY	50	36	72.0
1085	B.Sc., PLANT BIOLOGY AND PLANT BIOTECHNOLOGY	46	31	67.4
1042	B.Com., CORPORATE SECRETARYSHIP S1	76	65	85.5
1036	B.Com., GENERAL S1	156	147	94.2
1050	B.Sc., ADVANCE ZOOLOGY AND BIOTECHNOLOGY	50	35	70.0
1096	B.B.A. BUSINESS ADMINISTRATION	133	94	70.7
1033	B.C.A. COMPUTER APPLICATION	163	140	85.9
1058	B.Sc., COMPUTER SCIENCE	158	118	74.7
1090	B.Sc., VISUAL COMMUNICATION	39	20	51.3
1043	B.Com., HONOURS	40	37	92.5
1034	B.Com., ACCOUNTING AND FINANCE	147	110	74.8
1042	B.Com., CORPORATE SECRETARYSHIP S2	72	56	77.8
1036	B.Com., GENERAL S2	214	169	79.0
1035	B.Com BANK MANAGEMENT	74	41	55.4
1045	B.Com., MARKETING MANAGEMENT	69	49	71.0
1044	B.Com., INFORMATION SYSTEM MANAGEMENT	64	41	64.1
1008	B.A. ENGLISH	59	22	37.3
2020	M.A. ECONOMICS	14	8	57.1

3037	M.C.A. MASTER OF COMPUTER APPLICATION	68	67	98.5
2049	M.Sc., CHEMISTRY	23	18	78.3
2077	M.Sc., ZOOLOGY	10	10	100.0
2091	M.S.W.	12	9	75.0
2069	M.Sc., MATHEMATICS	44	28	63.6
2083	M.Com., GENERAL	34	28	82.4
		2170	1611	74.2

- **Examination Redressal Mechanism** - A total of 138 applications were received for revaluations. - 68 and 70 Complaints or Grievances about evaluation were addressed in the odd and even semester respectively. The percentage of grievances addressed and changed is 1.38%.
- After revaluation results are published, a copy of the Galley sheet of every class is given to the respective department HODs for their records through their login.

Number of Students applied for Revaluation

Year	2018-2019
Number	138

- First batch of UG PPR was sent to University.


Controller of Examinations

Dr. P.V. KUMARAGURU
Controller of Examinations
Guru Nanak College (Autonomous)
Guru Nanak Salai,
Velachery, Chennai- 600 042.


Principal

PRINCIPAL
GURU NANAK COLLEGE (AUTONOMOUS)
GURU NANAK SALAI, VELACHERY
CHENNAI-600 042

GURU NANAK COLLEGE (AUTONOMOUS)

(Affiliated to university of Madras and Re-accredited at A Grade by NAAC)

Guru Nanak Salai, Velachery, Chennai 600042



ANNUAL REPORT 2019-20

- A technology enhanced system has been put in place for a smoother conduct of the Examinations.
- To ensure precision in Question Paper setting, **Internal Scrutiny** of the question papers was introduced.

END SEMESTER EXAMINATIONS DURING THE ASSESSMENT PERIOD 2019-20

- **End semester examinations** was conducted from 30th Oct. 2019 to 21st Nov. 2019 for the Odd Semester. With the onset of Corona Virus, the examination schedule for the even semester got disrupted. The College for the first time conducted online examinations only for the final year, 6th semester students from 26th September 2020 to 30th September 2020 for the Even Semester. According to the Higher Education Department Government Order, I year (II Semester students) and II year (IV semester) examination were cancelled and the students were assessed based on their performance in the previous semesters.
- **Evaluation pattern given by University of Madras during COVID 19 is as follows:**

Calculation of Second Semester Marks

UG:

- **Language And English** – 30% of first semester marks + 70% from CIA marks of second semester
- **Core Papers** – 30% Average marks of first semester core papers + 70% from CIA of second semester
- **Allied Papers** – 100% from CIA marks of second semester
- **Soft Skill and NME Papers** – 100% from CIA marks of second semester

PG:

- **Core Papers** – 30% of Average marks of first semester core papers + 70% from CIA of second semester
- **Soft Skill Papers** – 100% from CIA marks of second semester

Calculation of Fourth Semester Marks

UG:

- **Language And English** – 30% Average of third semester marks + 70% from CIA of fourth semester
- **Core Papers** – 30% Average of third semester marks + 70% from CIA of fourth semester

- **Allied Papers** – 100% from CIA of fourth semester
- **Soft skill Papers** – 100 from CIA of fourth semester

Calculation of Practical for All UG (II and IV Semester) and PG (II Semester)

- CIA marks are converted to 100% for all courses.
- **Online Examinations in GNC** - A technology enhanced system has been put in place for a smoother conduct of the Examinations. Another major initiative of the COE office in 2018 was the setting of Question Papers. It is completely paperless and done in cloud, where the external examiner uploads the Question Paper in the stipulated time frame. This was helpful during the pandemic and setting of question papers by the examiners was completed on time and in an efficient manner without personal contact.
- G-Suit for education was purchased and with the help of G-Suit Guru Nanak College has conducted efficiently April 2020 Examinations in September 2020 and November Examinations in January 2021 adopting online mode.
- Time Table and hall tickets were sent to the students through their Gncimthihaan login id (ERP package of the College)
- Question papers were posted and Answer Scripts of the students were collected through Google classroom. Student Invigilation was done through Google meet links. The student teacher ratio during the invigilation was 16:1. The valuation was done by the internal faculty members.
- **Awarding of 40 marks for arrear papers** - According to the Government Order, all the arrear papers of the students in all the semesters were considered and a minimum of 40 marks were awarded.
- In December 2020, when the Colleges were reopened for a brief period of time following the Covid norms, the Government came up with another GO and instructed the cancellation of awarding marks to the arrear papers. GNC conducted the arrear examinations in all subjects in the month of January 2021 in the online mode and the valuation was done by the internal examiners.

- A sample copy of the **Examination Schedule for the academic year 2019-20** is as below.

The complete time table is attached as a supporting document for references.

DEPARTMENT NAMES	26-09-2020 A.N.	27-09-2020 A.N.	28-09-2020 A.N.	29-09-2020 A.N.	30-09-2020 A.N.
B.A. ECONOMICS	17UECOC14 FISCAL ECONOMICS - II	17UECOC13 INDIAN ECONOMIC DEVELOPMENT - II	16UECOC15 INTERNATIONAL ECONOMICS - II	17UECOE02 MARKETING	17UECOE03 URBAN ECONOMICS
B.A. DEFENCE AND STRATEGIC STUDIES	16UDEFC13 INTERNATIONAL LAW	16UDEFC14 POST INDEPENDENT WARS OF INDIA	16UDEFC15 DISARMAMENT AND ARMS CONTROL	16UDEFE02 LIMITED WARS	16UDEFE03 DEFENCE MANAGEMENT
B.Sc., MATHEMATICS	16UMATC13 LINEAR ALGEBRA	16UMATC14 REAL ANALYSIS - II	16UMATC15 COMPLEX ANALYSIS	17UMATE02 OPERATIONS RESEARCH - II	17UMATE03 GRAPH THEORY

A total of 6282 students including all the three years have appeared for the end semester examinations out of which **2205 UG and PG students wrote the final end semester examinations.**

Number of Final year students appeared in the End Semester Examination

PROGRAM CODE	NAME OF THE PROGRAM	NUMBER OF STUDENTS APPEARED IN FINAL YEAR EXAM
1018	B.A. ECONOMICS	112
1017	B.A. DEFENCE AND STRATEGIC STUDIES	69
1075	B.Sc., MATHEMATICS	68
1083	B.Sc., PHYSICS	47
1054	B.Sc., CHEMISTRY	47
1085	B.Sc., PLANT BIOLOGY AND PLANT BIOTECHNOLOGY	46
1042	B.Com., CORPORATE SECRETARYSHIP S1	68
1036	B.Com., GENERAL S1	147
1050	B.Sc., ADVANCE ZOOLOGY AND BIOTECHNOLOGY	47
1096	B.B.A. BUSINESS ADMINISTRATION	138
1033	B.C.A. COMPUTER APPLICATION	161
1058	B.Sc., COMPUTER SCIENCE	155

1090	B.Sc., VISUAL COMMUNICATION	49
1043	B.Com., HONOURS	43
1034	B.Com., ACCOUNTING AND FINANCE	140
1042	B.Com., CORPORATE SECRETARYSHIP S2	73
1036	B.Com., GENERAL S2	216
1035	B.Com BANK MANAGEMENT	71
1045	B.Com., MARKETING MANAGEMENT	67
1044	B.Com., INFORMATION SYSTEM MANAGEMENT	66
1008	B.A.ENGLISH	54
1052	B.SC.BIOTECHNOLOGY	39
1100	B.SC.INFORMATION TECHNOLOGY	-
3037	M.C.A. MASTER OF COMPUTER APPLICATION	69
2020	M.A. ECONOMICS	12
2049	M.Sc., CHEMISTRY	24
2083	M.Com., GENERAL	42
2077	M.Sc., ZOOLOGY	10
2091	M.S.W.	29
2069	M.Sc., MATHEMATICS	43
2104	M.A. DEFENCE & STRATEGIC STUDIES	-
3036	M.B.A. MASTER OF BUSINESS ADMINISTRATION	53
TOTAL		2205

Total number of Students appeared in the End Semester Examination

2019-20

PROGRAM CODE	NAME OF THE PROGRAM	I YEAR	II YEAR	III YEAR
1018	B.A. ECONOMICS	91	104	112
1017	B.A. DEFENCE AND STRATEGIC STUDIES	68	77	69
1075	B.Sc., MATHEMATICS	63	72	68
1083	B.Sc., PHYSICS	46	49	47

1054	B.Sc., CHEMISTRY	49	40	47
1085	B.Sc., PLANT BIOLOGY AND PLANT BIOTECHNOLOGY	47	36	46
1042	B.Com., CORPORATE SECRETARYSHIP S1	69	74	68
1036	B.Com., GENERAL S1	140	158	147
1050	B.Sc., ADVANCE ZOOLOGY AND BIOTECHNOLOGY	44	39	47
1096	B.B.A. BUSINESS ADMINISTRATION	124	127	138
1033	B.C.A. COMPUTER APPLICATION	148	150	161
1058	B.Sc., COMPUTER SCIENCE	148	148	155
1090	B.Sc., VISUAL COMMUNICATION	32	32	49
1043	B.Com., HONOURS	40	40	43
1034	B.Com., ACCOUNTING AND FINANCE	138	144	140
1042	B.Com., CORPORATE SECRETARYSHIP S2	70	64	73
1036	B.Com., GENERAL S2	209	212	216
1035	B.Com BANK MANAGEMENT	67	69	71
1045	B.Com., MARKETING MANAGEMENT	52	67	67
1044	B.Com., INFORMATION SYSTEM MANAGEMENT	67	66	66
1008	B.A. ENGLISH	55	65	54
1052	B.SC.BIOTECHNOLOGY	47	31	39
1100	B.SC.INFORMATION TECHNOLOGY	49	50	-
3037	M.C.A. MASTER OF COMPUTER APPLICATION	17	65	69
2020	M.A. ECONOMICS	9	12	-
3036	M.B.A. MASTER OF BUSINESS ADMINISTRATION	45	53	-
2049	M.Sc., CHEMISTRY	24	24	-
2077	M.Sc., ZOOLOGY	19	10	-
2091	M.S.W.	37	29	-
2069	M.Sc., MATHEMATICS	39	43	-
2083	M.Com., GENERAL	37	42	-
2104	M.A DEFENCE	8	-	-
		2098	2192	1992
TOTAL		6282		

- **Result Passing Board**– As per the process, the result passing board was conducted on all the programs. It was held for 3 days from 4th December 2019 to 6th December 2019 in the odd semester and for 1 day on 12th October 2020 in the Even semester examination..
- **Publication of Results** - The results for the odd semester was published on 9th Dec. 2019, in 13 days after the last date of the ESE for the Odd Semester. The result for the even semester was declared within 09 days on 14th Oct. 2020. The details regarding the

publication of results are as below. Program wise of declaration of results of semester-end/ year- end examination is attached as a supporting document for references.

Program Name	Program Code	Semester/ year	Last date of the last semester-end/ year-end examination	Date of declaration of results of semester-end/ year-end examination
B.A. ECONOMICS	1018	V/2019	21-11-2019	09-12-2019
M.A. ECONOMICS	2020	V/2019	21-11-2019	09-12-2019
B.A. DEFENCE AND STRATEGIC STUDIES	1017	V/2019	21-11-2019	09-12-2019

- **Pass Percentage** – The average pass percentage of both UG and PG for the academic year is 97.3%. Program wise pass percentage is listed herewith-

PROGRAM CODE	PROGRAMME NAME	NUMBER OF STUDENTS APPEARED IN FINAL YEAR EXAM	NUMBER OF STUDENTS PASSED IN FINAL YEAR EXAM	PASS PERCENTAGE
1018	B.A. ECONOMICS	112	98	87.5
1017	B.A. DEFENCE AND STRATEGIC STUDIES	69	64	92.8
1075	B.Sc., MATHEMATICS	68	68	100.0
1083	B.Sc., PHYSICS	47	45	95.7
1054	B.Sc., CHEMISTRY	47	47	100.0
1085	B.Sc., PLANT BIOLOGY AND PLANT BIOTECHNOLOGY	46	45	97.8
1042	B.Com., CORPORATE SECRETARYSHIP S1	68	68	100.0
1036	B.Com., GENERAL S1	147	144	98.0
1050	B.Sc., ADVANCE ZOOLOGY AND BIOTECHNOLOGY	47	45	95.7
1096	B.B.A. BUSINESS ADMINISTRATION	138	137	99.3
1033	B.C.A. COMPUTER APPLICATION	161	159	98.8
1058	B.Sc., COMPUTER SCIENCE	155	150	96.8
1090	B.Sc., VISUAL COMMUNICATION	49	43	87.8
1043	B.Com., HONOURS	43	43	100.0
1034	B.Com., ACCOUNTING AND FINANCE	140	137	97.9
1042	B.Com., CORPORATE SECRETARYSHIP S2	73	73	100.0
1036	B.Com., GENERAL S2	216	213	98.6

1035	B.Com BANK MANAGEMENT	71	69	97.2
1045	B.Com., MARKETING MANAGEMENT	67	66	98.5
1044	B.Com., INFORMATION SYSTEM MANAGEMENT	66	64	97.0
1008	B.A.ENGLISH	54	49	90.7
1052	B.SC.BIOTECHNOLOGY	39	38	97.4
2020	M.A. ECONOMICS	12	12	100.0
2049	M.Sc., CHEMISTRY	24	23	95.8
2083	M.Com., GENERAL	42	41	97.6
2077	M.Sc., ZOOLOGY	10	10	100.0
2069	M.Sc., MATHEMATICS	43	43	100.0
2091	M.S.W.	29	29	100.0
3036	M.B.A. MASTER OF BUSINESS ADMINISTRATION	53	53	100.0
3037	M.C.A. MASTER OF COMPUTER APPLICATION	69	69	100.0
		2205	2145	97.3

- **Examination Redressal Mechanism** - A total of 79 applications were received for revaluations. - 79 and no Complaints or Grievances about evaluation were addressed in the odd and even semester respectively. The percentage of grievances addressed and changed is 0.63%.
- After revaluation results are published, a copy of the Galley sheet of every class is given to the respective department HODs for their records through their login.

Number of Students applied for Revaluation

Year	2019-2020
Number	79


Controller of Examination

Dr. P.V. KUMARAGURU
Controller of Examinations
Guru Nanak College (Autonomous)
Guru Nanak Salai,
Velachery, Chennai- 600 042.



Principal

PRINCIPAL
GURU NANAK COLLEGE (AUTONOMOUS)
GURU NANAK SALAI, VELACHERY
CHENNAI-600 042

GURU NANAK COLLEGE (AUTONOMOUS)

(Affiliated to university of Madras and Re-accredited at A Grade by NAAC)

Guru Nanak Salai, Velachery, Chennai 600042



ANNUAL REPORT 2020-21

Given the unpredictability of the coronavirus and its effect on the lives of students, flexibility in the conduction of examinations was granted by the UGC and University of Madras. The College continued to conduct online examinations during the pandemic flawlessly.

END SEMESTER EXAMINATIONS DURING THE ASSESSMENT PERIOD 2019-20

- **End semester examinations** was conducted from 14th Dec. 2020 to 20th Feb. 2021 for the odd Semester and from 3rd May 2021 to 5th June 2021 for the even Semester..
- A sample copy of the **Examination Schedule for the academic year 2019-20** is as below.

The complete time table is attached as a supporting document for references.

DEPARTMENT NAMES	14-12-2020 A.N.	15-12-2020 A.N.	16-12-2020 A.N.	17-12-2020 A.N.	18-12-2020 A.N.	19-12-2020 A.N.	21-12-2020 A.N.
B.A. ECONOMICS	19UGSL402 LIFE SKILLS	19UNME402A INDIAN ECONOMY FOR CIVIL SERVICE EXAM 19UBAT402 BASIC TAMIL - II 19UADT402 ADVANCED TAMIL - II	19UTAM142 TAMIL - II 19UHN142 HINDI - II 19UFRE142 FRENCH - II 19USAN142 SANSKRIT - II	19UENG242 ENGLISH - II	19UECO304 MICRO ECONOMICS - II	19UECO305 STATISTICAL METHODS - II	19UECO306 ENTREPRENEURIAL DEVELOPMENT
B.A. DEFENCE AND STRATEGIC STUDIES	19UGSL402 LIFE SKILLS	19UNME402B HUMAN RIGHTS 19UBAT402 BASIC TAMIL - II 19UBAH402 BASIC HINDI - II	19UTAM142 TAMIL - II 19UHN142 HINDI - II 19UFRE142 FRENCH - II 19USAN142 SANSKRIT - II	19UENG242 ENGLISH - II	19UDEF304 ART OF WARFARE IN INDIA (UP TO 1947)	19UDEF305 WORLD MILITARY HISTORY	19UDEF306 POLITICAL SCIENCE AN INTRODUCTION - II
B.Sc., MATHEMATICS	19UGSL402 LIFE SKILLS	19UNME402C FUNCTIONAL MATHEMATICS- II 19UBAT402 BASIC TAMIL - II 19UBAH402 BASIC HINDI - II	19UTAM142 TAMIL - II 19UHN142 HINDI - II	19UENG242 ENGLISH - II	19UMAT303 TRIGONOMETRY AND NUMBER THEORY	19UCHE335 CHEMISTRY- II	19UMAT304 ANALYTICAL GEOMETRY

A total of 6332 students including all the three years have appeared for the end semester examinations out of which 2198 UG and PG students wrote the final end semester examinations.

Number of Final year students appeared in the End Semester Examination

PROGRAM CODE	NAME OF THE PROGRAM	NUMBER OF STUDENTS APPEARED IN FINAL YEAR EXAM
1018	B.A. ECONOMICS	109
1017	B.A. DEFENCE AND STRATEGIC STUDIES	76
1075	B.Sc., MATHEMATICS	72
1083	B.Sc., PHYSICS	49
1054	B.Sc., CHEMISTRY	40
1085	B.Sc., PLANT BIOLOGY AND PLANT BIOTECHNOLOGY	37
1042	B.Com., CORPORATE SECRETARYSHIP S1	74
1036	B.Com., GENERAL S1	159
1050	B.Sc., ADVANCE ZOOLOGY AND BIOTECHNOLOGY	38
1096	B.B.A. BUSINESS ADMINISTRATION	126
1033	B.C.A. COMPUTER APPLICATION	151
1058	B.Sc., COMPUTER SCIENCE	148
1090	B.Sc., VISUAL COMMUNICATION	34
1043	B.Com., HONOURS	40
1034	B.Com., ACCOUNTING AND FINANCE	144
1042	B.Com., CORPORATE SECRETARYSHIP S2	63
1036	B.Com., GENERAL S2	213
1035	B.Com BANK MANAGEMENT	68
1045	B.Com., MARKETING MANAGEMENT	67
1044	B.Com., INFORMATION SYSTEM MANAGEMENT	65
1008	B.A.ENGLISH	62
1052	B.SC.BIOTECHNOLOGY	32
1100	B.SC.INFORMATION TECHNOLOGY	48
3037	M.C.A. MASTER OF COMPUTER APPLICATION	65
2020	M.A. ECONOMICS	10
2049	M.Sc., CHEMISTRY	24
2083	M.Com., GENERAL	37
2077	M.Sc., ZOOLOGY	19
2091	M.S.W.	38
2069	M.Sc., MATHEMATICS	39
2104	M.A. DEFENCE & STRATEGIC STUDIES	7
3036	M.B.A. MASTER OF BUSINESS ADMINISTRATION	44
TOTAL		2198

**Total number of Students appeared in the End Semester Examination
2020-21**

PROGRAM CODE	NAME OF THE PROGRAM	I YEAR	II YEAR	III YEAR
1018	B.A. ECONOMICS	97	108	109
1017	B.A. DEFENCE AND STRATEGIC STUDIES	70	67	76
1075	B.Sc., MATHEMATICS	50	66	72
1083	B.Sc., PHYSICS	44	47	49
1054	B.Sc., CHEMISTRY	47	49	40
1085	B.Sc., PLANT BIOLOGY AND PLANT BIOTECHNOLOGY	48	48	37
1042	B.Com., CORPORATE SECRETARYSHIP S1	71	69	74
1036	B.Com., GENERAL S1	142	140	159
1050	B.Sc., ADVANCE ZOOLOGY AND BIOTECHNOLOGY	47	45	38
1096	B.B.A. BUSINESS ADMINISTRATION	139	123	126
1033	B.C.A. COMPUTER APPLICATION	150	147	151
1058	B.Sc., COMPUTER SCIENCE	149	146	148
1090	B.Sc., VISUAL COMMUNICATION	44	32	34
1043	B.Com., HONOURS	39	39	40
1034	B.Com., ACCOUNTING AND FINANCE	139	137	144
1042	B.Com., CORPORATE SECRETARYSHIP S2	70	70	63
1036	B.Com., GENERAL S2	210	208	213
1035	B.Com BANK MANAGEMENT	70	67	68
1045	B.Com., MARKETING MANAGEMENT	69	53	67
1044	B.Com., INFORMATION SYSTEM MANAGEMENT	70	68	65
1008	B.A.ENGLISH	60	51	62
1052	B.SC.BIOTECHNOLOGY	43	49	32
1100	B.SC.INFORMATION TECHNOLOGY	50	48	48
3037	M.C.A. MASTER OF COMPUTER APPLICATION	60	17	65
2020	M.A. ECONOMICS	20	10	-
3036	M.B.A. MASTER OF BUSINESS ADMINISTRATION	52	44	-
2049	M.Sc., CHEMISTRY	26	24	-
2077	M.Sc., ZOOLOGY	26	19	-
2091	M.S.W.	40	38	-
2069	M.Sc., MATHEMATICS	40	39	-
2083	M.Com., GENERAL	40	37	-
2104	M.A. DEFENCE	18	7	-
		2240	2112	1980
TOTAL		6332		

- **Result Passing Board**– As per the process, the result passing board was conducted to all the programs. It was held for 1 day on 25th February 2021 in the odd semester and for 1 day on 21st June 2021 in the even semester end semester examination.
- **Publication of Results** - The results of the End Semester Examination was published within 6 days on 27th Feb. 2021 for the odd semester and 11 days on 21st June 2021 for the even semester. The details regarding the publication of results are as below. Program wise of declaration of results of semester-end/ year- end examination is attached as a supporting document for references.

Program Name	Program Code	Semester/ year	Last date of the last semester-end/ year-end examination	Date of declaration of results of semester-end/ year- end examination
B.A. ECONOMICS	1018	V/2021	20-02-2021	27-02-2021
M.A. ECONOMICS	2020	V/2021	20-02-2021	27-02-2021
B.A. DEFENCE AND STRATEGIC STUDIES	1017	V/2021	20-02-2021	27-02-2021

- **Pass Percentage** – The average pass percentage of both UG and PG for the academic year is 97.1%. Program wise pass percentage is listed herewith-

PROGRAM CODE	PROGRAMME NAME	NUMBER OF STUDENTS APPEARED IN FINAL YEAR EXAM	NUMBER OF STUDENTS PASSED IN FINAL YEAR EXAM	PASS PERCENTAGE
1018	B.A. ECONOMICS	109	85	78.0
1017	B.A. DEFENCE AND STRATEGIC STUDIES	76	74	97.4
1075	B.Sc., MATHEMATICS	72	71	98.6
1083	B.Sc., PHYSICS	49	48	98.0
1054	B.Sc., CHEMISTRY	40	40	100.0
1085	B.Sc., PLANT BIOLOGY AND PLANT BIOTECHNOLOGY	37	37	100.0
1042	B.Com., CORPORATE SECRETARYSHIP S1	74	74	100.0
1036	B.Com., GENERAL S1	159	159	100.0
1050	B.Sc., ADVANCE ZOOLOGY AND BIOTECHNOLOGY	38	37	97.4
1096	B.B.A. BUSINESS ADMINISTRATION	126	125	99.2

1033	B.C.A. COMPUTER APPLICATION	151	148	98.0
1058	B.Sc., COMPUTER SCIENCE	148	147	99.3
1090	B.Sc., VISUAL COMMUNICATION	34	28	76.5
1043	B.Com., HONOURS	40	40	100.0
1034	B.Com., ACCOUNTING AND FINANCE	144	140	97.2
1042	B.Com., CORPORATE SECRETARYSHIP S2	63	62	98.4
1036	B.Com., GENERAL S2	213	210	98.6
1035	B.Com BANK MANAGEMENT	68	68	100.0
1045	B.Com., MARKETING MANAGEMENT	67	65	89.6
1044	B.Com., INFORMATION SYSTEM MANAGEMENT	65	60	92.3
1008	B.A.ENGLISH	62	59	95.2
1052	B.SC.BIOTECHNOLOGY	32	32	100.0
1100	B.SC.INFORMATION TECHNOLOGY	48	47	97.9
3037	M.C.A. MASTER OF COMPUTER APPLICATION	65	65	100.0
2020	M.A. ECONOMICS	10	9	90.0
2049	M.Sc., CHEMISTRY	24	23	95.8
2083	M.Com., GENERAL	37	37	100.0
2104	M.A. DEFENCE & STRATEGIC STUDIES	7	7	100.0
2077	M.Sc., ZOOLOGY	19	19	100.0
2069	M.Sc., MATHEMATICS	39	39	100.0
2091	M.S.W.	38	35	92.1
3036	M.B.A. MASTER OF BUSINESS ADMINISTRATION	44	44	100.0
		2198	2134	97.09

- **Examination Redressal Mechanism** - No Complaints or Grievances about evaluation were addressed in the odd and even semester.

- After revaluation results are published, a copy of the Galley sheet of every class is given to the respective department HODs for their records through their login.

Number of Students applied for Revaluation

Year	2020-2021
Number	-


Controller of Examination

Dr. P.V. KUMARAGURU
Controller of Examinations
Guru Nanak College (Autonomous)
Guru Nanak Salai,
Velachery, Chennai- 600 042.


Principal

PRINCIPAL
GURU NANAK COLLEGE (AUTONOMOUS)
GURU NANAK SALAI, VELACHERY
CHENNAI-600 042