

# **GURU NANAK COLLEGE (AUTONOMOUS)**

**Affiliated to University of Madras | Approved by AICTE**

**Accredited at 'A++' Grade By NAAC | An ISO 9001:2015 Certified Institution**

**Guru Nanak Salai, Velachery, Chennai 600042.**



**STUDENT SATISFACTION SURVEY**

# GURU NANAK COLLEGE (AUTONOMOUS)

## *Online* STUDENT SATISFACTION SURVEY



2022 - 23

# ABOUT SSS

*Every Academic year, students participate in an online Student Satisfaction Survey (SSS). The questionnaire consists of 20 questions and three suggestions that focus on the institution's teaching and learning, evaluation process and infrastructure. All the questions are mandatory. The questionnaire is framed as per the NAAC format.*

*The students are the institute's most important stakeholders. Their insights or suggestions assist the institute in developing effective learning and teaching practices. They are regarded as critical key data for evaluating and improving teaching-learning, mentoring, and other processes that support students' overall development, resulting in the expected outcomes.*

*The questionnaire was evaluated on a 5-point scale. An automated analysis report for the responses is generated, which contributes to a quality profile in relation to the institutional vision. The results enable the college to implement quality improvement procedures in all areas.*

*The results reflect the perspectives of students who took part in the survey. To ensure the authenticity of the responses, the student's identity is kept confidential.*

*Total number of respondents - 645*

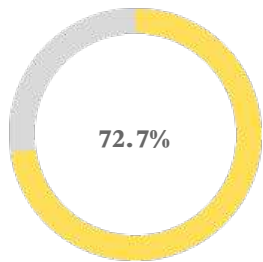


# ANALYSIS REPORT

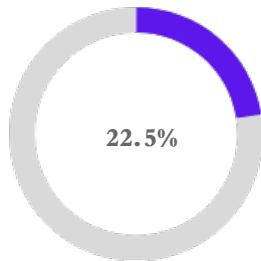
The screenshot shows a web browser window with the address bar displaying <https://gnc-egovernance.com>. The page content includes the GNC logo, the year **2022-23**, and two paragraphs of text. The first paragraph states: *The graphs depict the various perspectives expressed by students regarding their perception of quality in the institution.* The second paragraph states: *On average, 98.03% students expressed good to excellent for teaching methodology at our college, while the remaining 1.97% students responded that improvement is required.* At the bottom right of the page, the percentage **98.03%** is displayed in a large font.



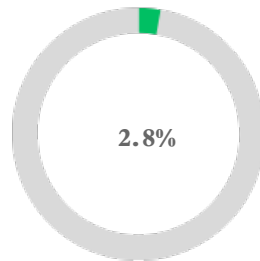
## 1. Syllabus Coverage



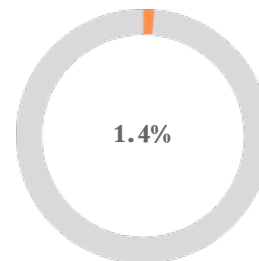
85 to 100%



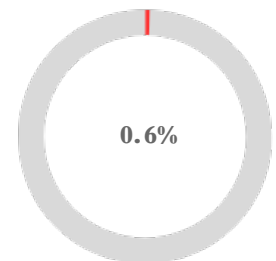
70 to 84%



55 to 69%

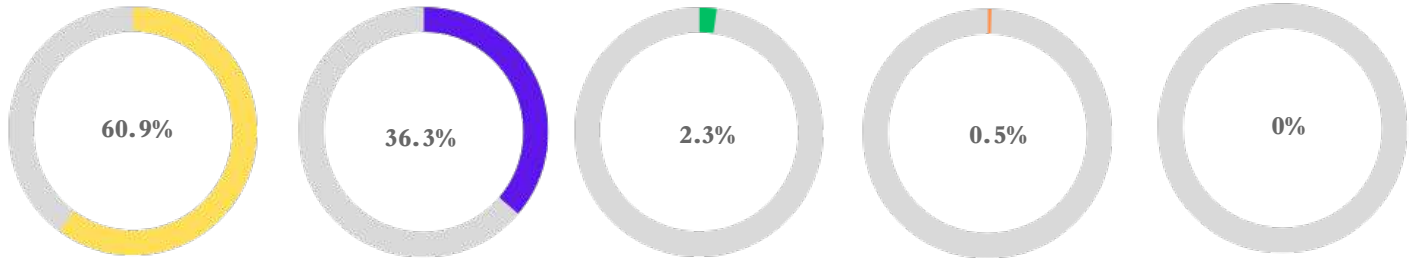


30 to 54%



Below 30%

## 2. Teachers preparation for the classes



**Thoroughly**

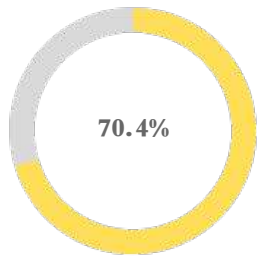
**Satisfactorily**

**Poorly**

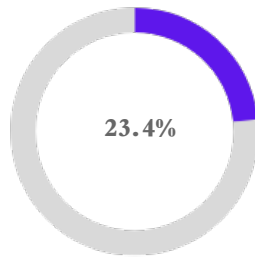
**Indifferently**

**Will not teach at all**

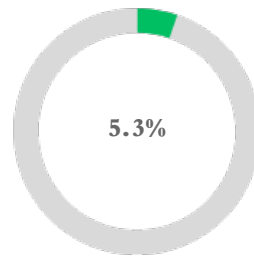
### 3. Teachers ability to communicate



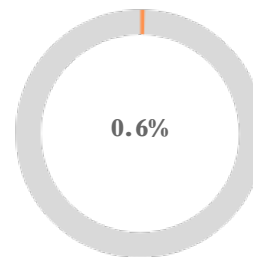
**Always Effective**



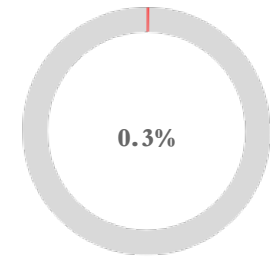
**Sometimes Effective**



**Just Satisfactorily**

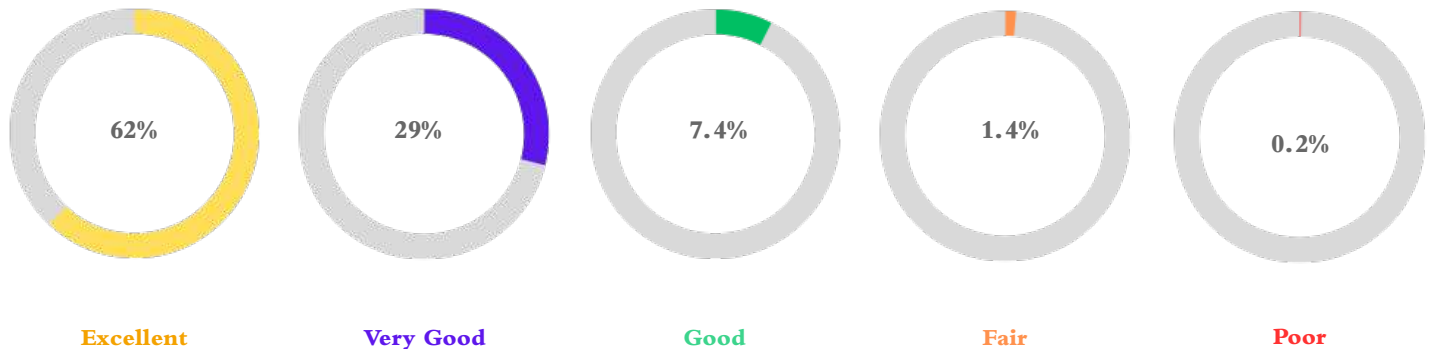


**Generally Ineffective**

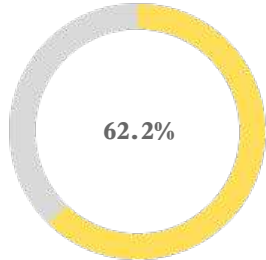


**Very Poor Communication**

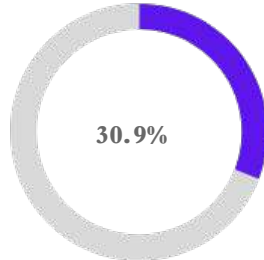
#### 4. The Teachers approach to teaching



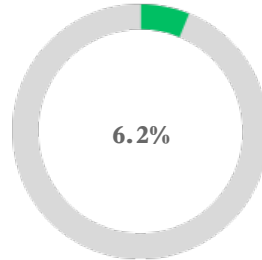
## 5. Fairness of the internal evaluation process



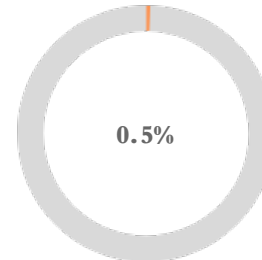
**Always Fair**



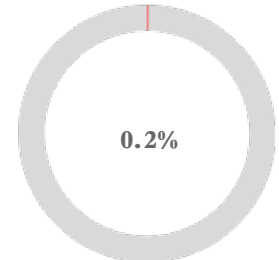
**Usually Fair**



**Sometimes Unfair**

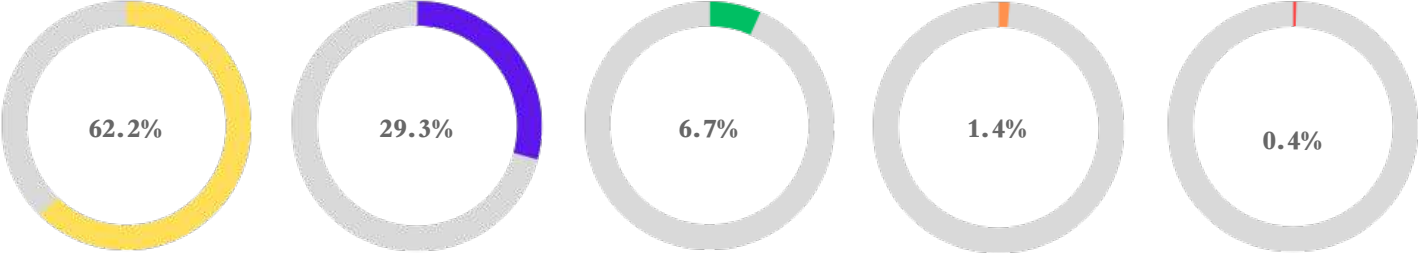


**Usually Unfair**



**Unfair**

## 6. Evaluation of Assignments



Everytime

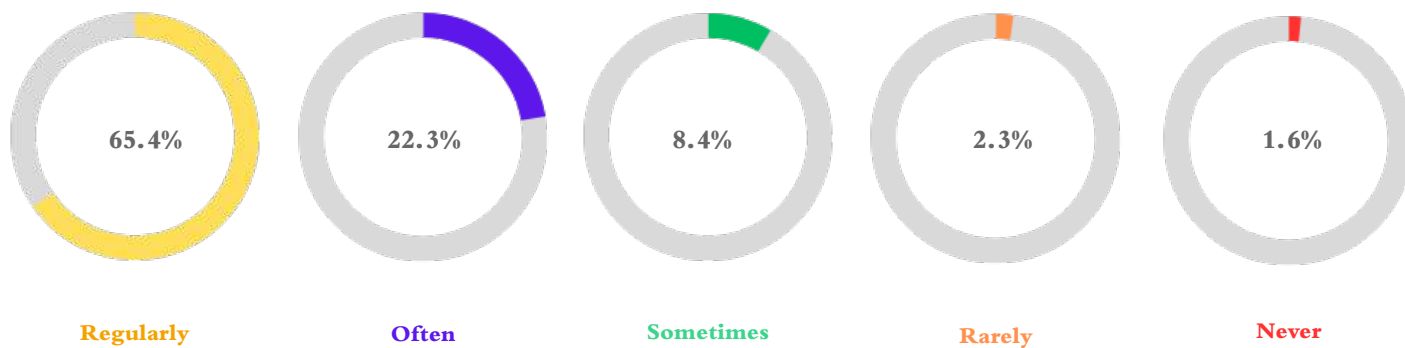
Usually

Occasionally / Sometimes

Rarely

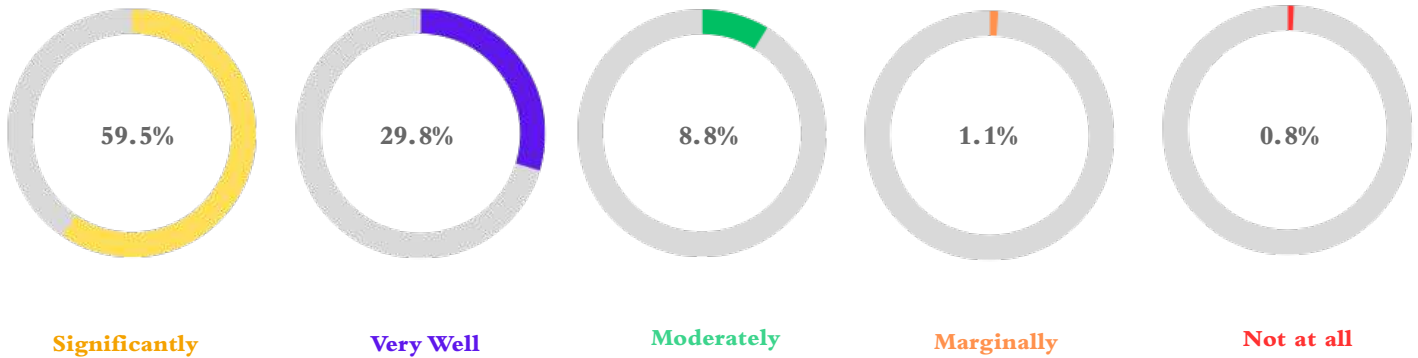
Never

## 7. Promoting internship, student exchange, field visit opportunities for students

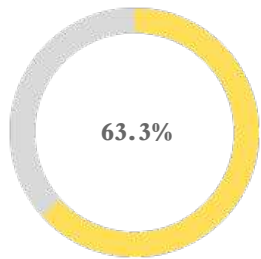




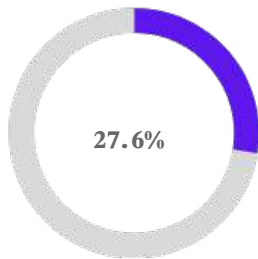
8. The teaching and mentoring process facilitates in cognitive, social and emotional growth



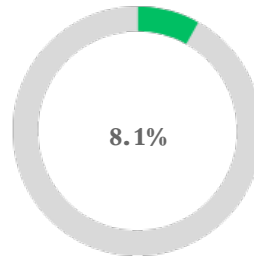
*9. The Institution provides multiple opportunities to learn and grow*



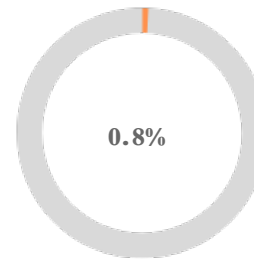
**Strongly Agree**



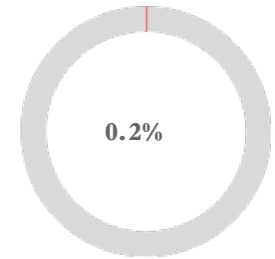
**Agree**



**Neutral**

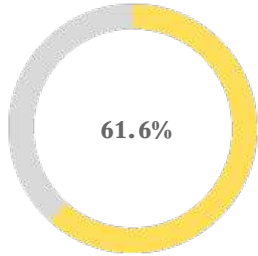


**Disagree**

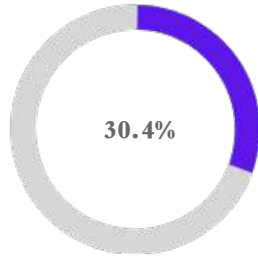


**Strongly Disagree**

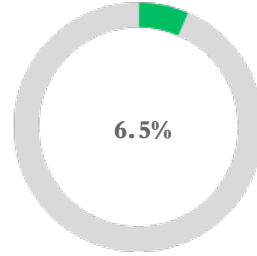
*10. Teacher informs about expected competencies,  
course outcomes and programme outcomes*



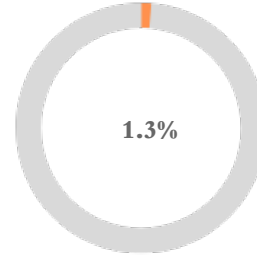
**Every time**



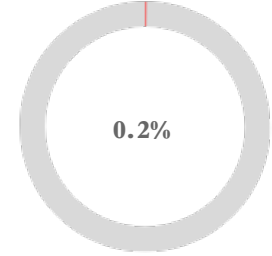
**Usually**



**Occasionally / Sometimes**

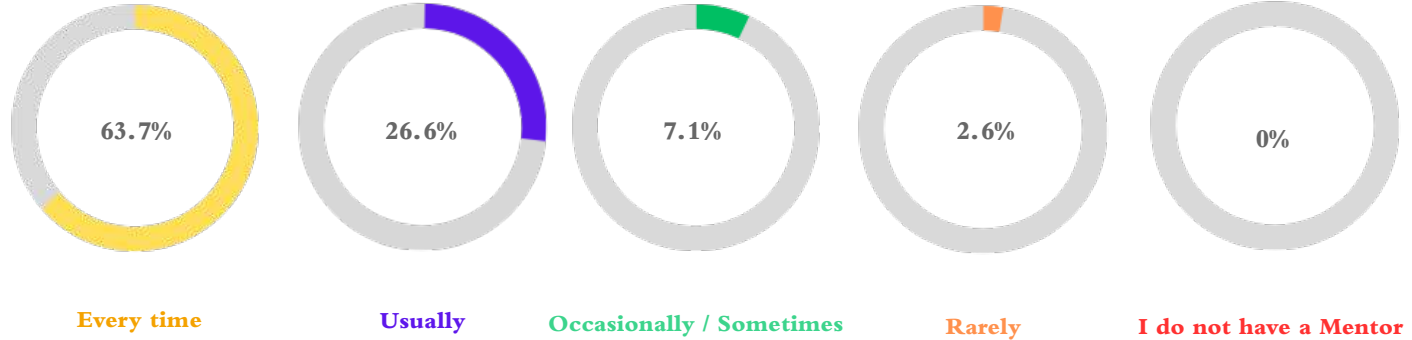


**Rarely**

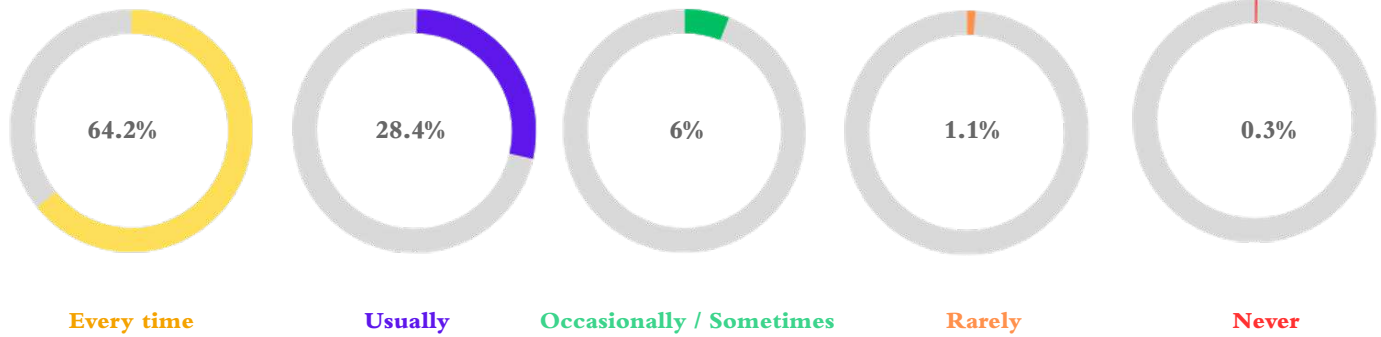


**Never**

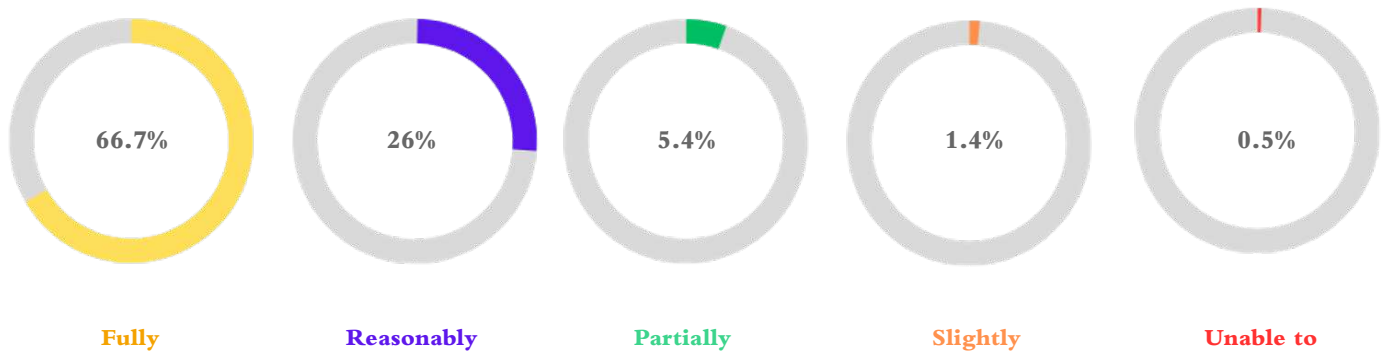
## 11. Mentor follow-up system



*12. The teachers illustrate the concepts through examples and applications*

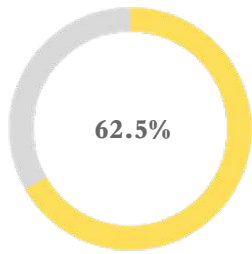


*13. The teachers identify the strengths and encourage with providing right level of challenges*

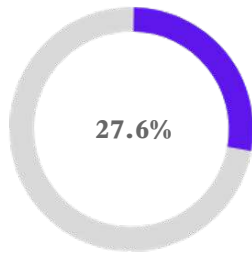




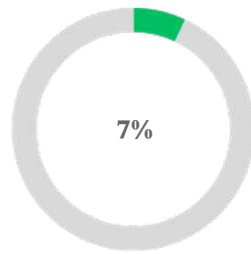
*14. Teachers identify the weakness and helps to overcome*



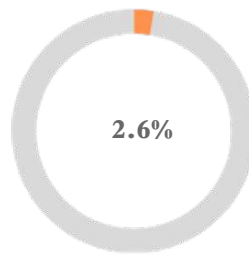
**Every time**



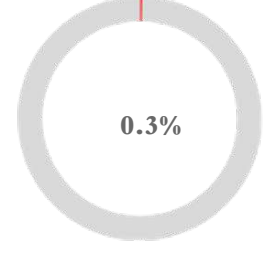
**Usually**



**Occasionally / Sometimes**



**Rarely**

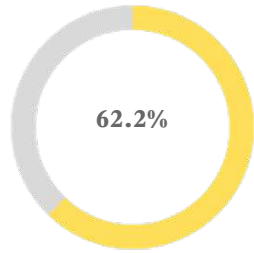


**Never**

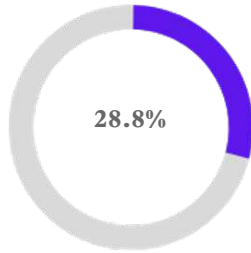




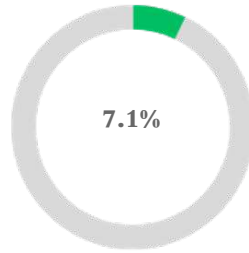
15. Monitor and review continuous quality improvement in teaching learning process



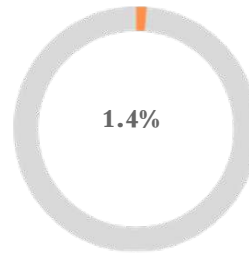
**Strongly Agree**



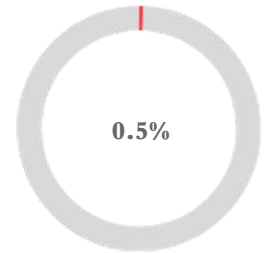
**Agree**



**Neutral**

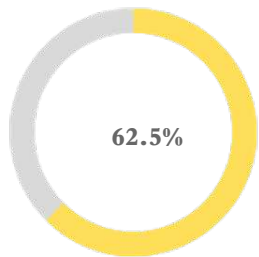


**Disagree**

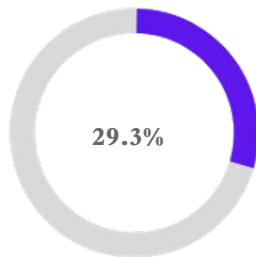


**Strongly Disagree**

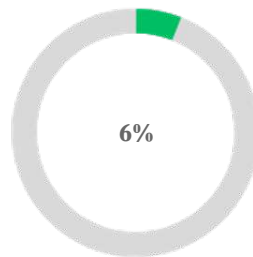
## 16. Student centric methods



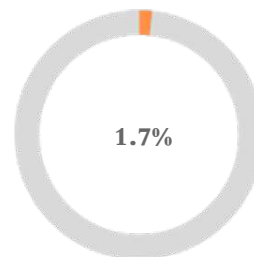
**Strongly Agree**



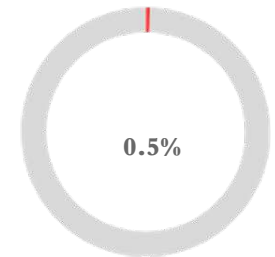
**Agree**



**Neutral**

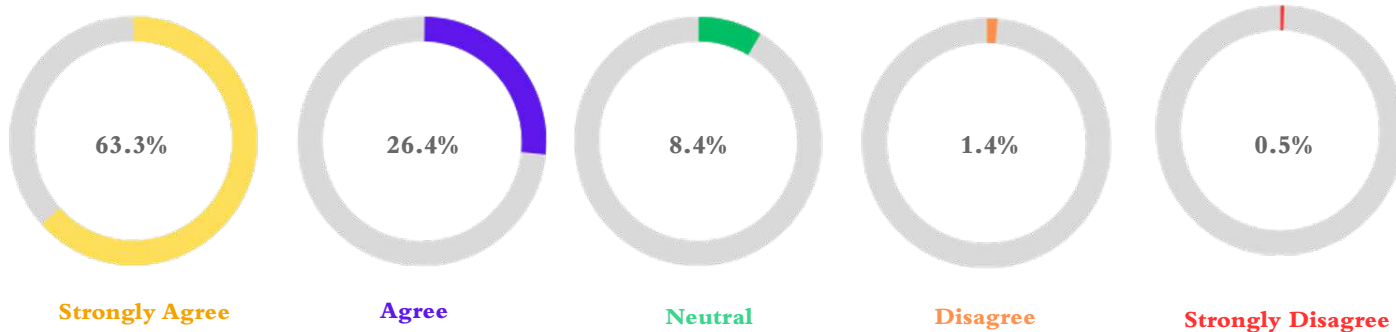


**Disagree**


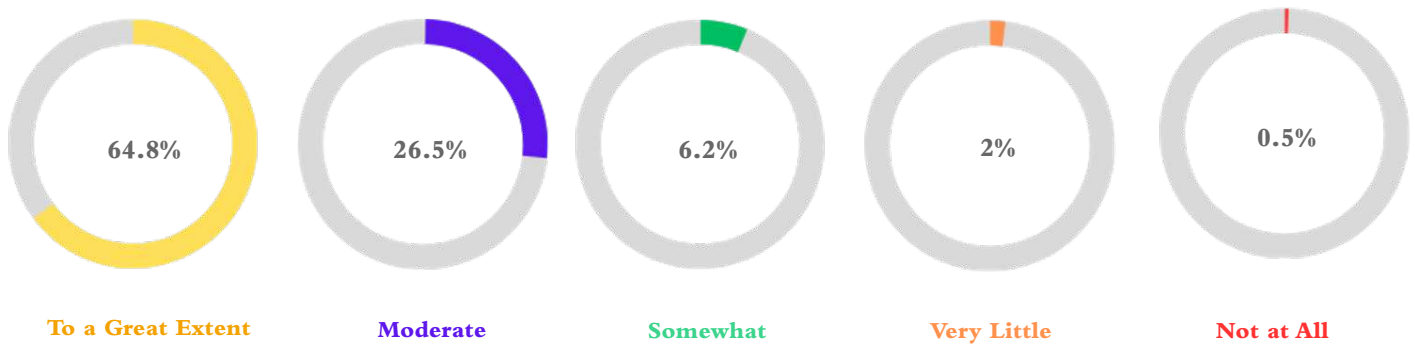




**Strongly Disagree**

*17. Teachers encourage to participate in extracurricular activities*

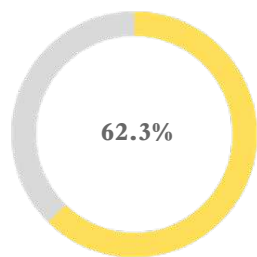


*18. To inculcate soft skills, life skills and employability skills*

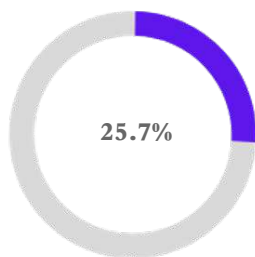




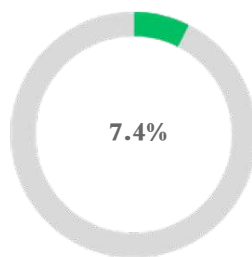
## 19. ICT enabled teaching



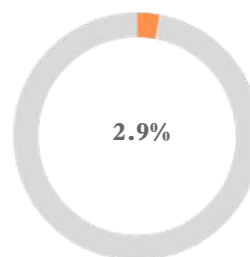
**Above 90%**



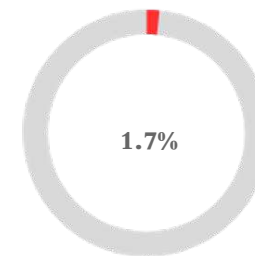
**70-89%**



**50-69%**



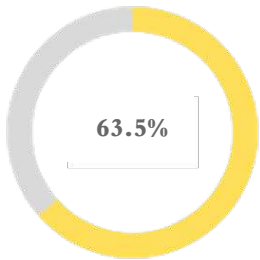
**30-49%**



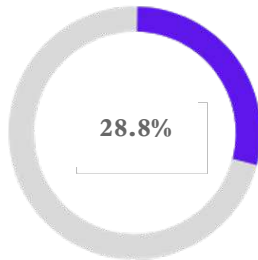
**Below 29%**



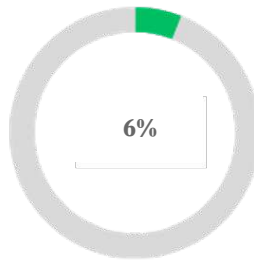
## 20. The overall quality of teaching-learning process



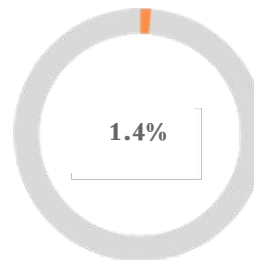
**Strongly Agree**



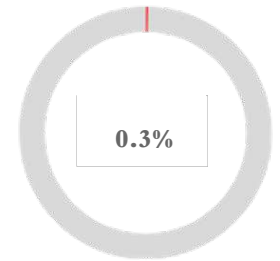
**Agree**



**Neutral**



**Disagree**



**Strongly Disagree**



# STUDENT SATISFACTION SURVEY 2022-23



**Guru Nanak College**  
**(Autonomous)**

Guru Nanak Salai, Velachery, Chennai 42

[www.gurunanakcollege.edu.in](http://www.gurunanakcollege.edu.in)

<https://gnc-egovernance.com>